



RING SPORT REGULATIONS

FOR WORKING DOGS

Translated and Written by Shannon Nieuwkoop, NARA, and John Bayreuther, CRA

Revision D

Chapter 1	Regulations and Definitions
Chapter 2	Agility Exercises
Chapter 3	Obedience Exercises
Chapter 4	Protection Exercises

Note: All text directly translated from the French regulations is black, with changes from the previous rules noted in red. All clarifications and deviations from the French regulations are shown in blue.

Revision Record

Revision C, 3 March 2009

- 1.1.7 Updated NARA Policy 120: Temperament Test Required for Brevet
- 1.10.4.1 Addition of NARA Policy 1750: Dispute Regarding a Penalty
- 1.10.4.2 Addition of reference to NARA Bylaws
- 1.10.4.3 Addition of reference to NARA Bylaws
- 2.1.1 Updated due to update of Directives de jugement (<http://qtr.cun-cbg.com>)
- 2.3.4 Updated due to update of Directives de jugement (<http://qtr.cun-cbg.com>)
- 2.3.10 Updated due to update of Directives de jugement (<http://qtr.cun-cbg.com>)
- 2.4.3 Updated due to update of Directives de jugement (<http://qtr.cun-cbg.com>)
- 2.4.13 Updated due to update of Directives de jugement (<http://qtr.cun-cbg.com>)
- 3.7.5 Improved quality of graphic
- 3.12.6 Updated due to update of Directives de jugement (<http://qtr.cun-cbg.com>)
- 4.9.41 Updated due to update of Directives de jugement (<http://qtr.cun-cbg.com>)
- 4.10.3 Updated due to update of Directives de jugement (<http://qtr.cun-cbg.com>)

Revision D, 3 August 2009

- 1.1.4 Updated to reference NARA Policy 300
- 1.2.2 Restricted dates limited only to NARA Championship
- 1.5 Updated to reference NARA Policies 300 and 2000
- 1.6.1 Updated to reference NARA Policies 300 and 2000
- 1.7.1 Updated to reference NARA Policies 300 and 2000
- 1.8.1 Updated to reference NARA Policies 300 and 2000
- 1.12.1.5 "has not taken the position" corrected to "is not in place"
- 1.13.7.4 Addition of phrase "when the dog is sitting".
- 1.3.8.3 Addition of phrase "when the dog is sitting".
- 1.13.9.3 Addition of phrase "when the dog is sitting".
- 2.2.15 Penalty 11 clarified with the phrase "[and successfully completes the jump](#)"
- 3.2.7 Thrown Retrieve penalty 11 changed from "at the line of departure" to "at the departure"
- 3.4.12 Seen Retrieve penalty 17 changed from "at the line of departure" to "at the departure"
- 4.3.6 "Esquives" changed to "Escapes"
- 4.6.13 Penalties 6, 7 and 8 corrected to -20 points.
- 4.8.3 Mandatory command corrected to "X...guard".

Chapter 1 Regulations and Definitions

- 1.1 Conditions of Participation
- 1.2 Organization of Trials
- 1.3 Organization of Selectifs
- 1.4 NARA Championship and NARA Cup
- 1.5 Obtaining the Brevet for Dogs of Defense
- 1.6 Qualifications for Ring I
- 1.7 Qualifications for Ring II
- 1.8 Qualifications for Ring III
- 1.9 Equipment Specifications
- 1.10 Role of the Handler
- 1.11 Trial Personnel
- 1.12 Placement of the Dog and Authorized Commands
- 1.13 Obligatory Commands for Each Exercise

Chapter 2 Agility Exercises

- 2.1 General for All Jumps
- 2.2 Broad Jump
- 2.3 Hurdle
- 2.4 Palisade

Chapter 3 Obedience Exercises

- 3.1 General for All Retrieves
- 3.2 Thrown Retrieve
- 3.3 Seen Retrieve
- 3.4 Unseen Retrieve with Scent Discrimination
- 3.5 Refusal of Food on the Ground
- 3.6 Refusal of Thrown Food
- 3.7 General for Both Heeling Exercises
- 3.8 Heel on Leash
- 3.9 Heel off Leash with Muzzle
- 3.10 Change of Positions
- 3.11 Absence of Handler
- 3.12 Send Away

Chapter 4 Protection Exercises

- 4.1 General for All Protection Exercises
- 4.2 General for Brevet Protection Exercises
- 4.3 General for Ring III Protection Exercises
- 4.4 Face Attack
- 4.5 Fleeing Attack
- 4.6 Stopped Attack
- 4.7 Attack with Revolver
- 4.8 Object Guard
- 4.9 Search and Escort
- 4.10 Defense of Handler
- 4.11 General Outlook

Chapter 1 Regulations and Definitions

1.1 Conditions of Participation (See also NARA Policies)

- 1.1.1 All handlers must be a member in good standing with NARA, CRA, SCC, GTRM or their equivalent. (NARA Policy 100)
- 1.1.2 No dog can receive a Brevet title without a tattoo or microchip. (See NARA Policy 200)
- 1.1.3 To participate in a trial, the dog is required to have a scorebook (Chapitre 1, p. 2, Conditions de participation aux concours), which shall be presented to the judge or trial secretary prior to the start of the trial. (NARA Policy 300)
- 1.1.4 See NARA Policy 300 for Scorebook Requirements
- 1.1.5 The dog must be free of contagious disease and not injured. (Chapitre 1, p. 3, Conditions d'obtention du brevet en ring)
- 1.1.6 NARA has no breed restrictions. Only the authorized breeds on the SCC list may compete in France. Any male dog that is not sexually intact or any unregistered dog must have a Blue Dog scorebook to compete. There is no lifetime limit on number of Blue Dogs per handler. (NARA Policy 110) (See also NARA Policy 300)
- 1.1.7 Effective June 1, 2009, all dogs must pass a temperament test, either the Certificat de Sociabilité et d'Aptitude à l'Utilisation (CSAU) or the Schutzhund BH, in order to compete at Brevet in a NARA trial. All dogs titled before June 1, 2009 are not required to take a temperament test to compete in NARA trials. Any competitor who trials outside the United States is subject to the policies of that country. A passing evaluation for the temperament test must be recorded in the dog's scorebook. It is acceptable to pass the temperament test and then compete immediately in a trial. (NARA Policy 120)
- 1.1.8 In order to advance to Ring III, the dog must first successfully complete the following three successive stages (Chapitre 1, p. 2, Conditions de participation aux concours):
 - 1.1.8.1 Obtain the Brevet for Dogs of Defense with a score of at least 80 points out of the possible 100 (80% of the possible points for this level), including 80% of the available points for each of the two Protection Exercises, which qualifies the dog to compete in Ring I.
 - 1.1.8.2 Obtain two qualifying scores of at least 160 points out of the possible 200 (80% of the possible points for this level) in Ring I under two different judges which qualifies the dog to compete in Ring II.
 - 1.1.8.3 Obtain two qualifying scores of at least 240 points out of the possible 300 (80% of the possible points for this level) in Ring II under two different judges, which qualifies the dog to compete in Ring III.
- 1.1.9 Any dog that has achieved a Brevet in Ring Sport, Campagne, Mondioring or RCI is eligible to compete in Ring I. Any dog that obtains an "excellent" rating necessary to pass from one level to another will also be able to pass from one discipline to another. For example, a dog that obtains an "excellent" rating in Ring II and an "excellent" rating in Mondioring II is eligible to compete at level III in the other sports. (Chapitre 1, p. 4, Conditions d'obtention du brevet en ring).

- 1.1.10 Female dogs in heat are not authorized to compete until the end of the trial when all other dogs at all other levels have finished competing. (Chapitre 1, p. 2, Conditions de participation aux concours)
- 1.1.11 An individual decoying a trial is not authorized to compete with his or her own dog, presented by another handler to perform the protection exercises on him or herself. (Chapitre 1, p. 11, Homme Assistant ou H.A.)
- 1.1.12 The judge may at any time terminate an exercise if the dog is unable to achieve it or terminate the program for a dog due to a health condition if the dog shows obvious signs of fatigue or injury. The judge is authorized to expel a handler who does not respect the rules, dresses improperly or behaves in an undesirable way (ignores rules, uses vulgarity, reprimands or brutality) (Chapitre 1, p. 2, Conditions de participation aux concours and Chapitre 1, p. 13, Allure Générale).

1.2 Organization of Trials

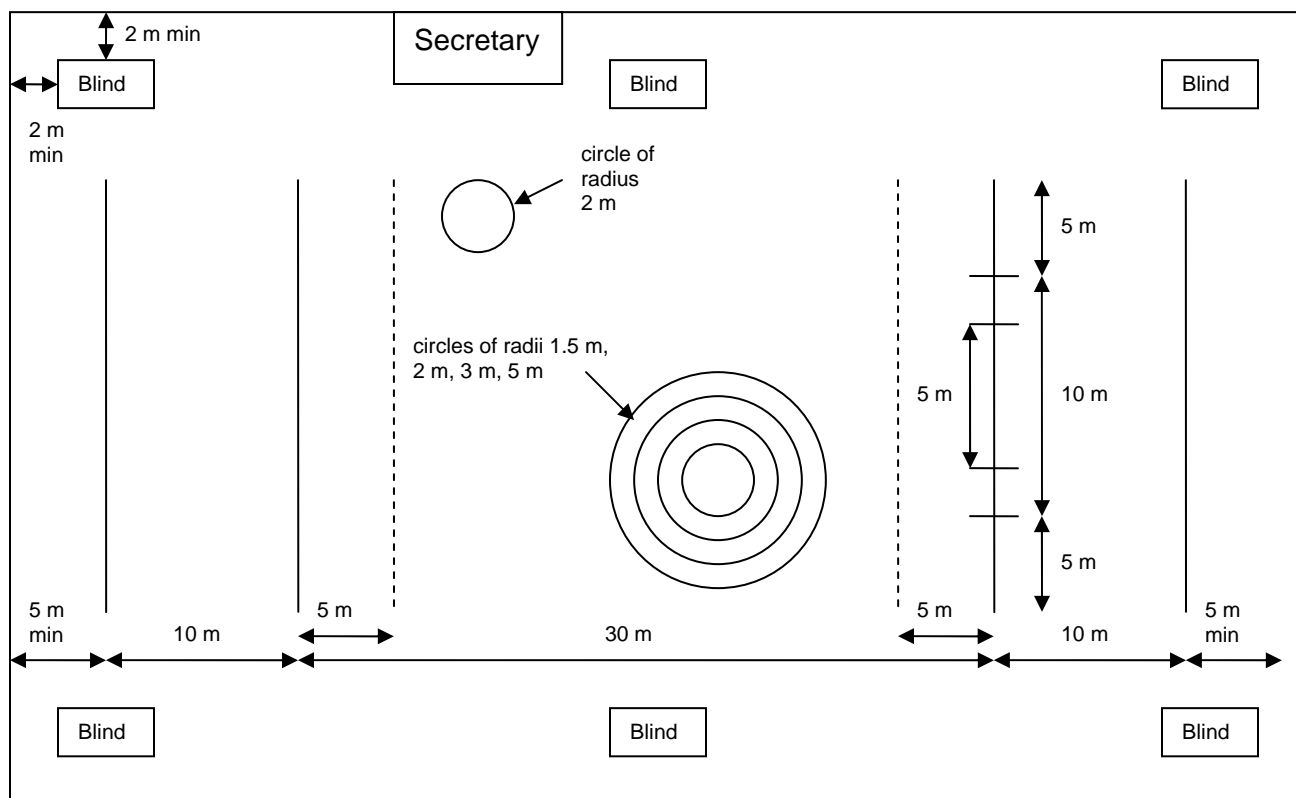
- 1.2.1 A club that wishes to host a trial must take the greatest care in preparation and be sure not to neglect any detail. (Chapitre 1, p. 6, Organisation des concours)
- 1.2.2 No club may host a trial, Brevet, decoy selection or official ring sport demonstration on the dates announced [for the NARA Championship trial](#). (Chapitre 1, p. 10, Dates réservées – calendrier C.U.N.)
- 1.2.3 The dogs registered to compete at Brevet, Ring I, Ring II and Ring III shall be added up to obtain the total of at least six dogs required for a trial. The dogs will be classified by levels. [If one dog is entered at two levels, it is considered two entries \(NARA Policy 500\)](#). A dog may pass one level and move onto the next in the same trial (same judge and decoy(s)) as long as it has completed the requirements and **provided it was not previously qualified for the higher level**. (Chapitre 1, p. 2, Organisation des concours et sélectifs)
- 1.2.4 The trial must take place on a regulation field having a minimum area of 2000 square meters. [The length must at least 65 meters and the width must be at least 30 meters](#). The field should be as open as possible, with no brush or shrubs that could hide the view of the action from the judge, handler and deputy judge (this restriction obviously does not include the blinds). The field must never be too hard – neither cobbled nor paved. ***It must be ensured that there is no object or condition on the field which could cause injury to the dogs.*** (Chapitre 1, p. 6, Organisation des concours)
- 1.2.5 The trial field must contain a regulation hurdle, broad jump and palisade ([see Chapter 2 for specifications](#)) and a minimum of six regulation blinds ([see section 1.9.2 for specifications](#)) (Chapitre 1, p. 7, Organisation des concours).
- 1.2.6 The organizing club must provide the following:
 - 1.2.6.1 A judge, or a jury comprised of more than one judge. A deputy judge who has current knowledge of the program and the conduct of the exercises. (Chapitre 1, p. 6, Organisation des concours)
 - 1.2.6.2 Two decoys only to perform the exercises in Ring III (as well as decoys for Ring I and Ring II). The decoys for Ring III are not required to perform the exercises for the other levels; this may be decided by the organizers. (Chapitre 1, p. 7, Organisation des concours)

- 1.2.6.3 At least two ring stewards for the adjustment of the jumps and the throwing of the food, etc. (Chapitre 1, p. 7, Organisation des concours)
 - 1.2.6.4 One or two qualified trial secretaries. This is especially important for a Selectif or Championship, which require experienced secretaries. (Chapitre 1, p. 7, Organisation des concours)
 - 1.2.6.5 A field containing a moveable palisade, hurdle and broad jump and at least six blinds. (Chapitre 1, p. 7, Organisation des concours)
 - 1.2.6.6 A revolver with an adequate supply of blank ammunition ([see section 1.9.3](#)). (Chapitre 1, p. 7, Organisation des concours)
 - 1.2.6.7 A regulation basket ([see section 1.9.4](#)) for the Object Guard exercise. For the Selectif trials, the same basket shall be used for all the trials. (Chapitre 1, p. 7, Organisation des concours)
 - 1.2.6.8 A horn for the judge to signal departures, recalls and cessations. It must be loud enough to be heard at all points on the field, without being exaggerated. The judge may never use a whistle, which is intended only for the use of the handlers. (Chapitre 1, p. 7, Organisation des concours)
 - 1.2.6.9 A sock, a glove, a handkerchief and an eyeglass case for the Unseen Retrieve. (Chapitre 1, p. 7, Organisation des concours)
 - 1.2.6.10 [A minimum of 8 cones or flags of varying colors.](#)
 - 1.2.6.11 [A portable audio system \(if desired by the judge or the organizing club\).](#)
 - 1.2.6.12 Regulation batons ([see section 1.10.1](#)) for the decoys if they do not have their own. (Chapitre 1, p. 7, Organisation des concours)
 - 1.2.6.13 A minimum of ten pieces of food for the Food Refusal exercise. The pieces of food shall be of reasonable volume (maximum the size of a fist) and be varied in type from the following: raw or cooked meat, fish heads, cheese, cookies, bread, etc., with the majority being meat (at least 3 of the 4 thrown and at least 4 of the 6 on the ground). Raw and cooked bones are prohibited. (Chapitre 1, p. 8, Appâts)
 - 1.2.6.14 A table for the trial secretary placed in such a way that the judge(s) can have easy access to it and still see the work taking place on the field. (Chapitre 1, p. 7, Organisation des concours)
 - 1.2.6.15 A tarp or similar covering to keep the Palisade jump dry in inclement weather. (Chapitre 2, p. 24, Escalade de la Palissade)
- 1.2.7 Marking the Field
- 1.2.7.1 For the Change of Positions exercise, a rectangle will be drawn ([1 meter wide by 1.5 meters long](#)) for the departure as well as a line 1 meter long in line with the rectangle which shall be 18 meters away. The rectangle will indicate the location where the dog shall be placed; the line will indicate where the handler shall stand to command the positions. Three or four parallel lines will be drawn in front of the rectangle to assist the judge in evaluating any possible displacement of the dog. (Chapitre 1, p. 7, Organisation des concours)

- 1.2.7.2 For the Retrieves, Heeling and Send Away, two lines 20 meters in length will be drawn parallel to each other and 30 meters apart. One of these will be used for the departure of the dog and the other for the arrival (in some exercises). (Chapitre 1, p. 7, Organisation des concours)
- 1.2.7.3 For the attacks, two additional lines must be drawn at 40 and 50 meters from the departure line. The end points of each of these lines must be marked with cones or flags. It is essential that the departure lines for the exercises be placed at least 5 meters away from the spectators and the line to be crossed by the dog during the Send Away be at least 10 meters from the spectators. (Chapitre 1, p. 7, Organisation des concours)
- 1.2.7.4 The field shall be marked with a rectangle for the departure of some exercises (1 meter wide by 1.5 meters long). For the Search exercise, an "X" will indicate the place for the departure and another "X" will be marked 5 meters from the center of the blind to be used by the decoy. (Chapitre 1, p. 7, Organisation des concours)
- 1.2.7.5 For the Object Guard, four concentric circles shall be marked, with radii of 1.5 meters, 2 meters, 3 meters and 5 meters. The object to be guarded will be placed at the center of the circles indicated by a white point. (Chapitre 1, p. 7, Organisation des concours)
- 1.2.7.6 [The starting and landing zones for the jumps may not be marked on the field. \(<http://qtr.cun-cbg.com> – Les Règlements - Directives de jugement – Chapitre 2\)](http://qtr.cun-cbg.com)

1.2.7.7 The following diagram illustrates an example of a marked field (Chapitre 4, p. 58, Exemple de traçage de terrain pour un concours de Ring):

Figure A



- 1.2.8 There must be at least two entrances to the field, one for the handler and dog, and the other for the decoys. (Chapitre 1, p. 7, Organisation des concours)
- 1.2.9 A place of concealment must be arranged to hide the decoys while they are not working. This concealment must prevent the dogs from suspecting the presence of the decoys and must be placed at least 5 meters from the field. (Chapitre 1, p. 7, Organisation des concours)
- 1.2.10 No container of water, which might encourage a dog to forsake its work, shall be placed on the field or the immediate vicinity. (Chapitre 1, p. 7, Organisation des concours)
- 1.2.11 A blind shall be set up outside the ring for the handler and dog in such a way that they can be hidden during the preparation for the Search exercise. A container of water will be provided in this blind if the dog wishes to drink. (Chapitre 1, p. 7, Organisation des concours)
- 1.2.12 The number of competitors permitted to compete in a day is a function of the times below (Chapitre 1, p. 6, Nombre de concurrents):

Winter schedule (from November 1st to February 28th) = 7 hours

Summer schedule (from March 1st to October 31st) = 9 hours

The required time for each dog's program (breaks included) is as follows:

15 minutes for Brevet

20 minutes for Ring I
30 minutes for Ring II
40 minutes for Ring III

It is the responsibility of the organizing club to use the times above to determine the maximum number of dogs that may be entered (including dogs in white), with priority given to dogs competing at Ring III.

- 1.2.13 The organizing club will hold a drawing to determine the order of the competitors. If this drawing is held on a day prior to the event, the handlers will be informed of their order by the organizers, but the handler is obliged to be present for the dog in white for *his or her level*. If a competitor is not present for the dog in white, he or she is eliminated and the entry fee is forfeited. In the case of a trial which takes place over more than one day, the competitor is obliged to be present for the dog in white for *his or her level on the day of his or her participation*. (Chapitre 1, p. 7, Tirage au sort)
- 1.2.14 There shall be a drawing for the order of the exercises for levels I, II and III. The drawing shall take place in the presence of the competitors, under the responsibility of the judge. (Chapitre 1, p. 8, Tirage au sort)
- 1.2.13.1 The first drawing determines the order of the obedience exercises. First group: Absence of Handler, Positions, Heel on Leash, Heel off Leash with Muzzle and Send Away. Second group: Thrown Retrieve, Seen Retrieve, Unseen Retrieve and Thrown Food. The drawing order will alternate exercises from the first group and the second. (Chapitre 1, p. 8, Tirage au sort)
- 1.2.13.2 The first drawing also determines the dog's initial position for the Change of Positions exercise (only sit or down for Ring I, sit, down or stand for Ring II and Ring III), and the dog's position for the Absence of Handler exercise (only down for Ring I, sit or down for Ring II and Ring III). (Chapitre 1, p. 8, Tirage au sort)
- 1.2.13.3 The second drawing determines the order of the protection exercises. First group: Face Attack, Fleeing Attack, Stopped Attack and Attack with Revolver. Second group: Guard of Object, Defense of Handler and Search. The drawing order will alternate exercises from the first group and the second. (Chapitre 1, p. 8, Tirage au sort)
- 1.2.15 It is required for a dog in white to perform before the beginning of each level of competition, and at the beginning of any subsequent days of the trial if any level will occur on more than one day. [Under extenuating circumstances only, and upon unanimous agreement of the judge and all handlers for a level, it is acceptable to waive the dog in white performance for Ring I, Ring II or Ring III.](#) After the judge gives instructions to the deputy judge and the decoys, a qualified non-competing dog and handler team for each level shall perform all the exercises, in the same manner and the same order they will occur during the competition. This is for the following reasons: to establish a perfect understanding between the judge and deputy judge, to allow the judge to verify that the decoys understood their instructions and make any necessary corrections, and lastly, to establish equality amongst the competitors, so that no competitor works on a fresh field. (Chapitre 1, p. 8, Chien en blanc)

[It is acceptable for a team that has already competed to perform the dog in white for another level, provided they will not be competing again in the trial. \(This may be required if there is no other qualified dog in white available.\)](#)

- 1.2.16 It is required to post the score sheet of each competitor after completion of the program. The judge shall announce the points for all to hear (competitors, spectators, trial secretary), exercise by exercise. (Chapitre 1, p. 11, Jury)
- 1.2.17 Authorized score sheets are provided to the organizing club by NARA. The score sheets are comprised of an original and two duplicates. The original is given to the judge who will submit it to NARA along with the trial report within 8 days. One duplicate is given to the handler along with his or her score book at the announcing of the results; the second duplicate shall be posted within 15 minutes of the end of each dog's performance. (Chapitre 1, p. 10, Feuilles de jugement)

1.3 Organization of Regional Championships (See NARA Policy 600)

The Selectif trial field must have a minimum area of 3200 square meters, with a minimum length of 80 meters and a minimum width of 40 meters (Chapitre 1, p. 6, Organisation des concours).

1.4 NARA Championship and NARA Cup (see NARA Policy 700)

1.5 Obtaining the Brevet for Dogs of Defense

1.5.1 Obtaining the Brevet for Dogs of Defense is subject to the following conditions:

1.5.1.1 The handler must have his or her membership card and the dog must have its NARA-recognized scorebook. (Chapitre 1, p. 3, Conditions d'obtention du brevet en ring)

1.5.1.2 The dog must have a passing CSAU recorded in its scorebook from a NARA-recognized sanctioning body. (Chapitre 1, p. 3, Conditions d'obtention du brevet en ring) (see NARA Policies 300 and 2000) (see section 1.1.7)

1.5.1.3 The dog must be tattooed and have reached the age of 12 months. The judge must verify the dog's tattoo number. (Chapitre 1, p. 3, Conditions d'obtention du brevet en ring)

1.5.1.4 The judge must verify that male dogs have two testicles of normal appearance that are completely descended into the scrotum (except in the case of blue dogs) (Chapitre 1, p. 3, Conditions d'obtention du brevet en ring).

1.5.1.5 The Brevet exercises must be evaluated at a NARA-recognized event by a NARA-recognized judge and assisted by a selected NARA-recognized decoy in good standing. (Chapitre 1, p. 3, Conditions d'obtention du brevet en ring) (see NARA Policies 300 and 2000)

1.5.1.6 The Brevet exercises may take place on a regulation ring field or on a neutral field, park or lawn of sufficient size to properly execute the exercises provided it meets the safety standards of section 1.2.4. (Chapitre 1, p. 3, Conditions d'obtention du brevet en ring)

1.5.2 It is the responsibility of the organizing club(s) to verify that the *all* conditions in section 1.5.1 are met. (Chapitre 1, p. 3, Conditions d'obtention du brevet en ring)

- 1.5.3 The exercises for the Brevet program are as follows, in order (Chapitre 1, p. 3, Conditions d'obtention du brevet en ring):

	Exercise	Points
1	Heel on Leash	4
2	Food Refusal (1 piece thrown)	10
3	Heel off Leash (with muzzle)	8
4	Absence of Handler (duration 1 minute, dog in a down position)	10
5	Defense of Handler (2 gunshots)	30
6	Face Attack at 30 meters (duration 15 seconds)	30
	General Outlook (see sections 1.10.3 and 4.11.1)	8
	Total	100

- 1.5.4 A score of zero in one of these exercises will not necessarily result in elimination, however, the Brevet will be awarded only to a dog that obtains at least 80 points out of 100 (including General Outlook), and on the condition that the dog obtains at least 24 points out of 30 (80% of the possible points) in each of the two Protection Exercises. (Chapitre 1, p. 3, Conditions d'obtention du brevet en ring)
- 1.5.5 The dog that is afraid of the gunfire will be immediately eliminated and will not be awarded the Brevet. The test for gun shyness is conducted during the Defense of Handler exercise. At the moment of aggression (when the decoy hits the handler), the decoy will fire one shot, followed by a second shot a few seconds later while the dog is biting. These gunshots must be fired with the decoy's arm in the air and in the opposite direction of the dog. (Chapitre 1, p. 3, Conditions d'obtention du brevet en ring)
- 1.5.6 The Brevet for Dogs of Defense is judged in order to provide a guarantee of the dog's character, courage, trainability and suitability for working. (Chapitre 1, p. 3, Conditions d'obtention du brevet en ring)

1.6 Qualifications for Ring I

- 1.6.1 Any dog which has been awarded the Brevet for Dogs of Defense from a NARA-recognized sanctioning body is eligible to compete in Ring I at a NARA trial. (see NARA Policies 300 and 2000)
- 1.6.2 The exercises for the Ring I program are as follows (Chapitre 1, p. 4, Qualification en Echelon I):

	Exercise	Points
1	Jump of choice: Hurdle (.90m – 1m), Broad Jump (3m – 3.5m), Palisade (1.7m – 1.9m)	12
2	Heel on Leash	4
3	Heel off Leash (with muzzle)	8
4	Absence of Handler (duration 1 minute, dog in a down position)	10
5	Thrown Retrieve	4
6	Change of Positions (initial position sit or down)	20
7	Food Refusal (4 pieces thrown)	10
8	Face Attack	30
9	Defense of Handler	30
10	Fleeing Attack	30
11	Attack with Revolver (with steady guard)	30
	General Outlook (see sections 1.10.3 and 4.11.1)	12
	Total	200

- 1.6.3 A Ring I competitor may choose to forfeit or abstain from attempting any exercise, [which will result in a zero for the exercise](#). (Chapitre 1, p. 11, Jury)
- 1.6.4 Dogs that compete in Ring I will be given a rating based on the total score for their performance as follows (Chapitre 1, p. 4, Qualification en Échelon I):
- Excellent if the dog obtains at least 160 points out of 200 (80% of the possible points).
 - Very Good if the dog obtains at least 140 points out of 200 (70% of the possible points).
 - Good if the dog obtains at least 120 points out of 200 (60% of the possible points).

1.7 Qualifications for Ring II

- 1.7.1 Any dog which has [been awarded the Brevet for Dogs of Defense from a NARA-recognized sanctioning body](#), and has obtained at least 160 points twice in Ring I under two different judges [at events hosted by NARA-recognized sanctioning bodies](#) is eligible to compete in Ring II [at a NARA trial](#). (Chapitre 1, p. 4, Qualification en Échelon I) ([see NARA Policies 300 and 2000](#))
- 1.7.2 The exercises for the Ring II program are as follows (Chapitre 1, p. 4, Qualification en Échelon II):

	Exercise	Points
1	Broad Jump (3.0 meters - 3.5 meters)	12
2	Hurdle (.90 meters - 1.10 meters)	16
3	Palisade (1.7 meters - 1.8 meters)	10
4	Heel on Leash	4
5	Heel off Leash (with muzzle)	8
6	Absence of Handler (duration 1 minute, dog in a sit or down position)	10
7	Thrown Retrieve	4
8	Seen Retrieve (retrieve of a dropped article that is seen by the dog)	8
9	Change of Positions (initial position sit, down or stand)	20
10	Food Refusal (4 pieces thrown)	10
11	Food Refusal (6 pieces on the ground)	10
12	Face Attack	30
13	Defense of Handler	30
14	Fleeing Attack	30
15	Attack with Revolver (with steady guard)	30
16	Search and Escort	40
	General Outlook (see sections 1.10.3 and 4.11.1)	28
	Total	300

- 1.7.3 [See Chapter 2 for the points possible for each of the jump options.](#)
- 1.7.4 A Ring II competitor may choose to forfeit or abstain from attempting any exercise, [which will result in a zero for the exercise](#), except for the Refusal of Food on the ground. (Chapitre 1, p. 11, Jury)
- 1.7.5 Dogs that compete in Ring II will be given a rating based on the total score for their performance as follows (Chapitre 1, p. 5, Qualification en Échelon II):

- Excellent if the dog obtains at least 240 points out of 300 (80% of the possible points).
- Very Good if the dog obtains at least 210 points out of 300 (70% of the possible points).
- Good if the dog obtains at least 180 points out of 300 (60% of the possible points).

1.7.6 A dog that receives two consecutive scores of fewer than 60 % of the points possible in Ring II is obliged to return to Ring I until a passing score of 160 points out of 200 (80% of the possible points) is obtained. Regardless of scores, a handler may *choose* to move the dog back to Ring I, but then must remain at that level for one year. (Chapitre 1, p. 5, Qualification en Échelon II)

1.8 Qualifications for Ring III

1.8.1 Any dog which has been awarded the Brevet for Dogs of Defense from a NARA-recognized sanctioning body, has obtained at least 160 points twice in Ring I under two different judges at events hosted by NARA-recognized sanctioning bodies, and has obtained at least 240 points twice in Ring II under two different judges at events hosted by NARA-recognized sanctioning bodies is eligible to compete in Ring III at a NARA trial. (Chapitre 1, p. 5, Qualification en Échelon III) (see NARA Policies 300 and 2000)

1.8.2 The exercises for the Ring III program are as follows (Chapitre 1, p. 5, Qualification en Échelon III):

	Exercise	Points
1	Broad Jump (3 meters – 4.5 meters)	20
2	Hurdle (.90 meters – 1.20 meters)	20
3	Palisade (1.7 meters – 2.3 meters)	20
4	Send Away	12
5	Heel on Leash	4
6	Heel off Leash (with muzzle)	8
7	Absence of Handler (duration 1 minute, dog in a sit or down position)	10
8	Thrown Retrieve	4
9	Seen Retrieve (retrieve of a dropped article that is seen by the dog)	8
10	Unseen Retrieve (with scent discrimination)	8
11	Change of Positions (initial position sit, down or stand)	20
12	Food Refusal (4 pieces thrown)	10
13	Food Refusal (6 pieces on the ground)	10
14	Face Attack	30
15	Fleeing Attack	30
16	Stopped Attack	20
17	Attack with Revolver (with steady guard)	30
18	Defense of Handler	30
19	Search and Escort	40
20	Object Guard	30
	General Outlook (10% of points obtained) (see section 4.11.2)	36
	Total	400

1.8.3 See Chapter 2 for the points possible for each of the jump options.

1.8.4 The entire Ring III program must be completed (a Ring III competitor may not choose to forfeit or abstain from attempting any exercise). (Chapitre 1, p. 11, Jury)

- 1.8.5 Dogs that compete in Ring III will be given a rating based on the total score for their performance as follows (Chapitre 1, p. 5, Qualification en Échelon III):
- Excellent if the dog obtains at least 320 points out of 400 (80% of the possible points).
 - Very Good if the dog obtains at least 280 points out of 400 (70% of the possible points).
 - Good if the dog obtains at least 240 points out of 400 (60% of the possible points).
- 1.8.6 A dog that receives two **consecutive scores of fewer than 60% of the points possible in Ring III during one trial season (calendar year) is obliged to return to Ring II until a passing score of 240 points out of 300 (80% of the possible points) is obtained. Regardless of scores, a handler may choose to move the dog back to Ring II, but then must remain at that level for one year.** (Chapitre 1, p. 5, Qualification en Échelon III)
- 1.8.7 A dog that receives two scores, consecutive or not, in Ring III competition below 320 points out of the possible 400 (less than 80% of the points possible for this level) from two different judges is authorized, but not required, to compete at Ring II as long as the handler deems it necessary. (Chapitre 1, p. 3, Conditions de participation aux concours) A dog that moves back to Ring II may not then compete in Ring III at the same trial. (Chapitre 1, p. 2, Organisation des concours et sélectifs) (See also Section 1.2.3)

1.9 Equipment Specifications

1.9.1 Batons

- 1.9.1.1 The baton shall be made *only* of bamboo, 65 – 80 centimeters in length, 20 – 25 millimeters in diameter, **split into six sections** down three quarters of its length and without sharp edges. (Chapitre 1, p. 8, Bâton)
- 1.9.1.2 The baton must spread a minimum of 20 centimeters when in use. (Chapitre 1, p. 8, Bâton)
- 1.9.1.3 **The decoy holds the unsplit end in his or her hand, taking care that no part of the handle end protrudes from his or her hand.** (previous NARA rulebook)

1.9.2 Blinds

- 1.9.2.1 There must be a minimum of six blinds, which may be natural or artificial and are not required to be identical. They may be made of wood panels, masonry, fabric of varying colors, bales of straw, shrubs, crates, barrels, etc. provided that they do not present any danger to the dog or decoy. (Chapitre 1, p. 9, Cachettes)
- 1.9.2.2 The blinds must be comprised of two or three panels at least 2 meters tall and 1.2 meters wide (1.1 meters wide for three panels) and fixed at right angles. They must be placed along the perimeter of the field with the exit side facing the fence at a minimum of 2 meters from the fence and a maximum of 5 meters to enable the decoy to escape unhindered. The blinds must be positioned such that the dog cannot see the decoy until it arrives at the blind. (Chapitre 1, p. 9, Cachettes)

1.9.2.3 The blinds must have eye holes or slits so that the handler can see the dog during the exercises in which the handler is hidden in a blind. (Chapitre 1, p. 9, Cachettes)

1.9.2.4 It is preferred, particularly for the Selectif trials, for the blinds to be mobile to be positioned by the jury. (Chapitre 1, p. 9, Cachettes)

1.9.3 Revolver Ammunition

The revolver may be loaded only with blank cartridges of 6 millimeter or 9 millimeter double charge. The organizers must provide a sufficient amount of ammunition to provide 4 shots per dog in Ring II and Ring III, 3 shots per dog in Ring I, and 2 shots per dog in Brevet. (Chapitre 1, p. 9, Cartouches à blanc)

1.9.4 Basket

1.9.4.1 The basket must be flat-bottomed, sturdy, stable and made of wicker or plastic. (Chapitre 1, p. 7, Organisation des concours)

1.9.4.2 The dimensions of the basket are defined as follows (Chapitre 4, p. 50, Pénalisations a la garde d'objet):

	Minimum	Maximum
Total height, including handle	35 centimeters	55 centimeters
Height, not including handle	20 centimeters	40 centimeters
Width	30 centimeters	50 centimeters
Length	40 centimeters	60 centimeters

1.9.5 Muzzle

Each handler must have a closed-end muzzle well fitted to his or her dog for use in the Heel off Leash exercise. (Chapitre 1, p. 11, Muselière)

1.10 Role of the Handler

1.10.1 Commands

1.10.1.1 All voice commands must be in conformity with the rules, without any modification, or will be subject to penalization of points. Equivalent commands may be given in the handler's language. (Chapitre 1, p. 9, Commandements)

1.10.1.2 The absence of an optional command may not be penalized. (Chapitre 1, p. 9, Commandements)

1.10.1.3 Voice commands may not be prolonged or they will be considered double commands and will be penalized. For all voice commands, the words must be pronounced in one breath, without interruption, or they will be considered irregular commands. (Chapitre 1, p. 9, Commandements)

1.10.1.4 Verbal commands to heel or recall may be replaced with a whistle (the same whistle for all the commands). All commands of remote recall (excluding recalls between exercises or after the end of exercises, for example, the Broad Jump) must be executed in the manner indicated during the Presentation (voice or whistle). When commanding the dog to return to heel

at the end of an exercise, it can be given by voice, even if the remote recall commands are done with a whistle. (Chapitre 1, p. 9, Commandements)

1.10.1.5 Whistle commands must be very short, or will be penalized. (Chapitre 1, p. 9, Commandements)

1.10.1.6 All commands must be audible to the judge and deputy judge. If the commands cannot be heard, then the competitor will lose a portion of General Outlook points. (Chapitre 1, p. 9, Commandements)

1.10.2 Presentation

1.10.2.1 The handler has the duty and obligation to conform to the rules. Any infraction, fraud, or attempt at fraud will be penalized as specified by the rule book. For instances not specifically defined by the rule book, the competitor will be penalized according to the judge's discretion, and the judge's decision is absolute. (Chapitre 1, p. 12, Présentation)

1.10.2.2 Once the field is marked, no dog (competitor or not) may enter the field until the moment of its participation in the trial. (Chapitre 1, p. 12, Présentation)

1.10.2.3 Throughout the program, the handler shall remain at the disposal of the deputy judge and conform strictly to his or her direction, as well as that of the judge or jury. (Chapitre 1, p. 12, Présentation)

1.10.2.4 All rewards are prohibited, with the exception of pets and congratulations, provided they are not exaggerated. (Chapitre 1, p. 12, Présentation)

1.10.2.5 The handler must not carry anything in his or her hands, except when required by the exercise. The handler may not let anything stick out his or her pockets. The handler may not make any gesture which might be interpreted as a threat or command to the dog, under penalty of all the points available for the exercise or portion of the exercise during which the infraction was committed. (Chapitre 1, p. 12, Présentation)

1.10.2.6 The dog may not wear a collar of any type, at any time during its program, with the exception of the Heel on Leash exercise. (Chapitre 1, p. 12, Présentation)

1.10.2.7 The handler must always listen to a correction in its entirety and accept in a sportsmanlike manner all observations and decisions of the judge or jury. Any lack of consideration toward the members of the jury, deputy judges, decoys, ring stewards or trial organizers, or any failure in the rules of courtesy before, during or after the trial may result in temporary or permanent suspension of [NARA membership](#). (Chapitre 1, p. 12, Présentation)

1.10.2.8 Any action by the handler which would falsify the results of the trial will result in the immediate suspension of the handler and his or her dog [and the confiscation of the dog's scorebook](#). The handler will forfeit any prizes won by the dog on that day. If the judge chooses not to suspend the handler, he or she may instead penalize the handler some or all of the General Outlook points according to the severity of the infraction. (Chapitre 1, p. 12, Présentation)

- 1.10.2.9 It is forbidden for a handler to take his or her dog on the trial field during any breaks, under penalty of expulsion from the trial. (Chapitre 1, p. 12, Présentation)
- 1.10.2.10 It is the handler's responsibility to ensure that his or her dog does not escape onto the field and in any way disturb the competition in the ring. Any infraction of this rule will result in expulsion from the trial. (Chapitre 1, p. 12, Présentation)
- 1.10.2.11 The handler must enter the ring with his or her dog at heel, without muzzle, collar or leash. The handler will place the dog at a location determined by the judge and indicated by the deputy judge. The handler will introduce himself or herself to the judge by providing the judge with the scorebook and the following information (Chapitre 1, p. 12, Présentation):
- the handler's name and club
 - the dog's name, breed, gender and age
 - the type of retrieve articles
 - the manner in which the dog will be recalled (voice or whistle)
 - the choice of jump (Ring I), or the order in which the dog will perform the jumps (Ring II and Ring III) (which may be changed at the last moment)
 - the height or length for each jump (which may be changed at the last moment)
- 1.10.2.12 It is recommended to the handler, in the interest of encouraging a good performance by his or her dog, that he or she allow the dog to eliminate before it enters the ring. If, in spite of this precaution, the dog eliminates during the routine, it will be penalized. If the dog should range everywhere on the field in order to eliminate at its leisure, a deduction from the points of General Outlook will be incurred. (Chapitre 1, p. 12, Présentation)

1.10.3 General Outlook

- 1.10.3.1 General Outlook corresponds to the assessment of the judge or jury on the performance of the handler and dog. In order to facilitate this assessment and to standardize the evaluations, a scale has been established for each level. It appears at the end of this rulebook [in section 4.11](#). The judge is authorized, according to circumstances, to penalize a fault not specifically defined in the rules or a fault committed by the handler. In all cases, the reason for these supplementary penalties must be recorded clearly on the score sheet. Penalties of this type should not be overused; [they are intended to distinguish between the team who performs the exercise perfectly and the one who does not](#). The penalty may not exceed 10% of the points awarded for the exercise, with the exception of the specific penalties in the table [in section 1.10.3.3](#). (Chapitre 1, p. 13, Allure Générale)
- 1.10.3.2 [The purpose of General Outlook is not to create a penalty where one does not exist in the rule book, but to distinguish between teams while considering the spirit and purpose of the exercise. Other than instances of specified deductions from General Outlook \(shown below in Section 1.10.3.3\), General Outlook allows the judge to mitigate the impact of a specified penalty, in order to be fair to the dog.](#)

One example is a command given mistakenly by the handler that **does not** create an advantage for the dog. In this case, in lieu of deducting all the points for the exercise because of the irregular command, the judge may conclude that a more appropriate penalty would be to deduct General Outlook points in the amount of 10% of the points earned by the dog for that exercise (see also section 1.12.4)

1.10.3.3 The following table lists some specific General Outlook infractions and the standard penalties for each:

Infraction	Penalty
Dog eliminates on the field during the program (Chapitre 1, p. 13, Allure Générale)	-5 per fault
Handler commands or returns before the end of the exercise, or executes the exercise without authorization (Chapitre 1, p. 13, Allure Générale)	-5 per fault
<p>Handler intervenes with vehemence (Chapitre 1, p. 13, Allure Générale)</p> <p>Note: The handler may not in any way reprimand the dog during the program under penalty of expulsion from the trial. (Chapitre 1, p. 13, Allure Générale) It is important to distinguish between the handler who intervenes with a brief command such as “don’t touch” and the handler who intervenes with vehemence. (http://gtr.cun-cbg.com – Les Règlements - Directives de jugement – Chapitre 1)</p>	<p>program terminated, loss of all points for remaining exercises and loss of all General Outlook points; final score will be recorded in the score book</p>
Repeated or exaggerated recalls during the program (Chapitre 1, p. 13, Allure Générale)	-1 to -5

1.10.4 Grievances

1.10.4.1 Dispute Regarding a Penalty (NARA Policy 1750)

It is the handler’s right to present to the judge, with courtesy and respect, any dispute he or she has **regarding a MISAPPLICATION OF THE REGULATIONS**, until 1 hour after the posting of the scores at the completion of the trial. **The handler is obliged to review the penalties in the rulebook prior to initiating the discussion with the judge, so that he or she can show the judge the item in question in the rulebook.** Brief video viewing will be allowed during this discussion at the judge’s discretion.

If the issue cannot be resolved **amicably** by the judge and the handler, the handler has the option to submit a formal complaint. If the handler wishes to take this step, he or she must complete the following items:

1. Fill out a Reclamation Request form. The handler shall keep one copy of the form and submit the remaining two copies to the organizing club’s president within 24 hours of the completion of the trial. The hosting club shall keep one copy on file with the club’s copies of the trial paperwork and submit the remaining copy to the NARA Secretary with the trial paperwork.
2. Submit the required fee to the NARA Treasurer in order for the Reclamation Request to be reviewed.
 - \$75 for a club trial
 - \$125 for a Selectif or Championship trial

3. Submit video or any other supporting information for the review process to the NARA President within 5 business days.

The review process will not begin until Items 1 and 2 are completed by the handler. If the handler indicates on the Reclamation Request form that he or she will be submitting video or supporting evidence, the review process will commence once the evidence is received.

The NARA BoD will appoint a Reclamation Review Committee consisting of the following five members:

- the NARA President
- the NARA Vice President
- the Director of Decoys
- one NARA judge not involved with judging the trial in question
- the handler's zone representative

NARA members are limited to three penalty disputes per complaint submission; it is not the purpose of this process for a handler to argue every point loss on his or her score sheet. Any disputes beyond the first three will not be reviewed by the committee. Additionally, each handler is limited to two complaint submissions per calendar year. Any requests beyond the limit of two per year will not be reviewed by the committee, regardless of circumstance.

The Reclamation Review Committee shall inform the handler of its decision within 30 days of having received the Reclamation Request form, the fee and any supporting evidence. If it is determined that the judge has made an error on any of the one to three disputes submitted, the penalized points and Reclamation Review fee shall be refunded to the handler. If the committee concludes that the handler is in error for all disputes submitted, the fee is forfeited to NARA and no points adjustment will occur. **The decision of the trial judge WILL NOT be overturned unless there is IRREFUTABLE evidence to support that decision.**

1.10.4.2 Complaint about a Decoy (See NARA Bylaws and Policies)

1.10.4.3 Complaint about a Judge (See NARA Bylaws and Policies)

1.11 Trial Personnel

1.11.1 Judge or Jury

- 1.11.1.1 If the jury is composed of many members, they are required to judge concurrently. They must know, understand and follow the rules perfectly. (Chapitre 1, p. 10, Jury)
- 1.11.1.2 The judge has all control over the evaluation of the exercises. The judge must moderate the work of the decoys as a function of the level of competition, I, II or III. (Chapitre 1, p. 10, Jury)
- 1.11.1.3 The judge is obliged to inspect the batons and bite suits to verify that they conform to the specifications in section 1.9.1 and 1.11.5.5, respectively. (Chapitre 1, p. 10, Jury)

- 1.11.1.4 The judge must apply the penalties for well-defined faults, **in the strictest observation of the rules.** (Chapitre 1, p. 10, Jury)
- 1.11.1.5 The judge may not deduct more than the total number of points for a given exercise or part of an exercise, even if the total deductions incurred exceed the maximum possible points for that exercise or part of the exercise. The judge may not deduct points from an exercise, or part of an exercise, already completed or yet to come. (Chapitre 1, p. 10, Jury)
- 1.11.1.6 Each penalty deduction must correspond to a fault or incompetence on the part of the dog or handler. These penalties must be known by all the handlers, even beginners, who should not compete without knowledge of the rules and definitions. (Chapitre 1, p. 10, Jury)
- 1.11.1.7 The decisions of the judge are absolute for any instances not defined in the rules. (Chapitre 1, p. 10, Jury)
- 1.11.1.8 The judge has absolute control over the progress of the exercises. All exercises will be executed at the authorization of the judge. He or she will signal with the horn the beginning and end of each exercise (except a successful Broad Jump). (Chapitre 1, p. 10, Jury)
- 1.11.1.9 The judge will ensure that each exercise will proceed in the same manner for all the dogs competing at that level. The circumstances must be the same for each competitor. In order to achieve this, the judge may change the place of execution for an exercise (for example, Absence of Handler or Change of Positions) according to the orientation of the sun or condition of the field, etc. (Chapitre 1, p. 10, Jury)
- 1.11.1.10 The judge is obliged to remove a decoy from the trial and possibly suspend his or her certification if he or she does not respect the rules and the judge's instructions. The judge shall submit a detailed report within 8 days [to NARA](#). (Chapitre 1, p. 11, Homme Assistant ou H.A.)
- 1.11.1.11 The judge must take care not to obstruct the work of the dog, and is obliged to remain at least 5 meters from the dog and handler during the exercises. (Chapitre 1, p. 10, Jury)
- 1.11.1.12 The judge shall add up the points awarded to the dog and record this and the dog's rating on the score sheet. The judge is required to sign each score sheet and score book. (Chapitre 1, p. 10, Jury). The judge must provide a trial report and original score sheets [to NARA](#) within 8 days. The judge must provide the decoys' reports to [the NARA Director of Decoys](#). The judge must keep a copy of these reports for one year. (Chapitre 1, p. 3, Conditions d'obtention du brevet en ring)

1.11.2 Deputy Judge

- 1.11.2.1 It is necessary to choose a competent deputy judge. The deputy judge's functions are mentally taxing and tiring, and the role is very important; a judge is an excellent candidate for this delicate position. If a judge is not available, the deputy judge shall be selected from competitors who have previously competed successfully, who know the program and the way in which the exercises must be executed. For a Selectif trial, the deputy judge should be

a judge or high-level handler who has previously competed in a Championship or Selectif. (Chapitre 1, p. 9, Commissaire de ring)

- 1.11.2.2 The deputy judge must be constantly attentive. A distraction of his or her attention could result in the necessity of repeating an exercise, which could inconvenience the judge. Only the judge is authorized to decide if all or part of an exercise must be repeated. (Chapitre 1, p. 9, Commissaire de ring)
- 1.11.2.3 **The deputy judge is obliged to report to the judge any faults of the dog or infractions of the handler at the end of each exercise.** (Chapitre 1, p. 9, Commissaire de ring)
- 1.11.2.4 The deputy judge must take care not to obstruct the work of the competitor, and should remain a minimum of 5 meters from the dog and handler during the exercises. (Chapitre 1, p. 9, Commissaire de ring)

1.11.3 Ring Stewards

- 1.11.3.1 Ring stewards have the following responsibilities: changing the heights and lengths of the jumps as requested by the handlers, throwing food to the dogs in accordance with the judge's instructions, loading the revolver and providing the baton or revolver to the decoys as needed. (Chapitre 1, p. 10, Hommes d'agres)
- 1.11.3.2 During the exercises, the ring stewards will remain wherever is specified by the judge so as not to disturb the progress of the exercises. (Chapitre 1, p. 10, Hommes d'agres)

1.11.4 Trial Secretary

- 1.11.4.1 **The trial secretary is responsible to fill out the dog's score sheet and score book according to the judge's instructions. At the completion of a competitor's program, the trial secretary will calculate the dog's score and record it on the score sheet.**
- 1.11.4.2 There will be an original score sheet and two duplicates for each entry in the trial; one for the handler, one for the club and one for the judge. The trial secretary is obliged to post the club score sheet outside the ring after each dog's performance for everyone to see. (Chapitre 1, p. 10, Feuilles de jugement)

1.11.5 Decoys

- 1.11.5.1 A decoy is a person dressed in a suit which protects against the bites of a dog trained for sport work. Within the framework of the rules, the decoy is the auxiliary of the judge. He or she works under the judge's direction and according to the judge's instructions to enable the judge to score and differentiate between the competitors. (Chapitre 1, p. 11, Homme Assistant ou H.A.) **The purpose of the competition is not for the decoy to compare himself or herself with the dog, but to assist the judge in measuring the qualities and faults of the dog. The decoys interactions with the dog must be sporting, fair and safe.**
- 1.11.5.2 The judge is authorized to terminate the decoy's work and temporarily suspend his or her certification if he or she does not respect the rules and the

judge's instructions. The judge is obliged to submit a detailed report [to the NARA BoD](#) within 8 days of the conclusion of the trial. (Chapitre 1, p. 11, Homme Assistant ou H.A.)

- 1.11.5.3 At no time during a trial may two or more decoys be on the field at the same time. (Chapitre 1, p. 11, Homme Assistant ou H.A.)
- 1.11.5.4 The trial decoy must be certified by having obtained his or her selection. The decoy is the judge's auxiliary during the trial. He or she must show a perfect knowledge and absolute respect of the rules, an honest and sporting behavior toward the dog, never showing brutality, and a great physical capacity including flexibility and endurance. The decoy may be selected at various levels depending on their skill and experience. (Chapitre 1, p. 11, Homme Assistant ou H.A.)
- 1.11.5.5 The decoy's suit must permit the dog to bite both the arms and the legs with a biting surface at least 7 centimeters in depth and 3 centimeters thickness. (Chapitre 1, p. 10, Homme Assistant) [The suit may be fashioned of jute, linen or any other material, provided that it does not present any hazard to the dog \(for example, no external buckles\).](#)

1.12 Placement of the Dog and Authorized Commands

- 1.12.1 At the beginning of each exercise, the handler will place the dog at the indicated place, or for the jumps, at the place which he or she chooses, while observing the following rules: (Chapitre 1, p. 13, Mise en Place et Commandments Obligatoire)
 - 1.12.1.1 Any command given within 3 meters of the start location of the exercise will be considered to an extra command for that exercise (Chapitre 1, p. 16, Mise en place)
 - 1.12.1.2 The handler must face the direction of the exercise (except for the Guard of Object), then must give only one command of placement (sit, down or stand) chosen by the handler except when a specific position is required by the exercise (i.e. Absence of Handler, Changes of Position, Food Refusal). The dog will be penalized if it does not take the commanded position. Any repetition of command will result in a penalty of 0.5 point, up to a maximum of four supplementary commands (beyond that, the exercise is terminated). (Chapitre 1, p. 13, Mise en Place et Commandments Obligatoire)
 - 1.12.1.3 The command may only be given verbally. If the handler places the dog by physically manipulating it or by touching it in any way, the exercise will be terminated. (Chapitre 1, p. 13, Mise en Place et Commandments Obligatoire)
 - 1.12.1.4 The handler may give an optional fixation command, either "stay" or "don't move". Additional commands are not authorized and may result in termination of the exercise. (Chapitre 1, p. 13, Mise en Place et Commandments Obligatoire) [If the dog moves to touch the handler after the stay command, there is no penalty.](#)
 - 1.12.1.5 If the dog is not in place (not to be confused with keeping the position, except when it is obligatory, i.e. Change of Positions, Absence of Handler, Thrown Food) after four supplementary commands, or if the handler gives a fifth command, the exercise shall be terminated. The exercise will also be terminated by the judge, even with less than four supplementary commands,

if the dog is not in place at the end of 30 seconds. The judge will start the stop watch at the beginning of the placement. (Chapitre 1, p. 13, Mise en Place et Commandments Obligatoire)

- 1.12.1.6 The commands given to the dog between exercises are not regarded as placement commands, but their repetition may result in a General Outlook penalty, according to the frequency of the repetitions and the assessment of the judge. (Chapitre 1, p. 14, Mise en Place et Commandments Obligatoire)
- 1.12.1.7 The handler is obliged to place the dog in the starting rectangle (not including the tail). The handler may stand to the right or left of the dog or behind the dog as he or she chooses, provided that the handler is not in contact with the dog or standing over the dog, and never beyond its shoulder. The dog shall always be placed in the direction of the work under penalty of termination of the exercise. (Chapitre 1, p. 14, Mise en Place et Commandments Obligatoire)
- 1.12.1.8 Before the beginning of each exercise, the handler shall inform the deputy judge that he or she is ready. The deputy judge will give a gesture to inform the judge. (Chapitre 1, p. 14, Mise en Place et Commandments Obligatoire)
- 1.12.1.9 For all exercises, any departure of the dog before the judge's authorization will result in immediate termination of the exercise. (Chapitre 1, p. 14, Mise en Place et Commandments Obligatoire)
- 1.12.2 For all exercises, the handler is obliged to command an initial position (the name of the dog is optional), or will be penalized 2 points, **except for the Guard of Object, where it is forbidden**. The dog must take the commanded position or will be penalized 1 point. The dog will have 5 seconds to take the position, but is not required to maintain it; after the 5 seconds, if the handler doesn't re-command, the judge will authorize the start of the exercise. The penalty for re-commanding the initial position is 0.5 point. If the handler changes the choice of initial position at the time of the same placement, it is considered an irregular command. (Chapitre 1, p. 14, Mise en Place et Commandments Obligatoire)
- 1.12.3 The dog must be placed in the direction of the work within a tolerance of 45 degrees to the right or the left. By definition, the direction of work for the Absence and Thrown Food is the blind where the handler will hide. There is no direction of work for the Object Guard nor the Search, which means that at the beginning of these exercises, the handler may place the dog in any direction he or she chooses. (Chapitre 1, p. 14, Mise en Place et Commandments Obligatoire)
- 1.12.4 Erroneous commands that do not help the dog (for example, "X...search and bark" instead of "X...search and bring, or the converse) will be penalized General Outlook points (maximum of 10% of the points obtained for the exercise). (Chapitre 1, p. 14, Mise en Place et Commandments Obligatoire)
- 1.12.5 **Commands to send the dog that are accompanied by a gesture will be penalized 2 points for the Obedience exercises and 5 points for the Protection exercises. For the Agility exercises, a command accompanied by a gesture will cause the exercise to be terminated.** (Chapitre 1, p. 14, Commandments Obligatoire)
- 1.12.6 **It is important to distinguish between "movement of the body" and "brief gesture". "Movement of the body" must be a clear movement that gives an impulsion to the dog to get it started. A gesture of the arm should not be interpreted as a movement of the**

body. (<http://gtr.cun-cbg.com> – Les Règlements - Directives de jugement – Par mouvement du corps)

- 1.12.7 The handler *has the option* to state the dog's name prior to a placement command. The handler is *required* to state the dog's name prior to the departure command for the exercise. (Chapitre 1, p. 14, Commandments Obligatoire)
- 1.12.8 Except for the cessation and steady guard commands for the Attack with Revolver exercise, all commands must be given in one breath or will be considered irregular commands. (Chapitre 1, p. 16, Nota)
- 1.12.9 For the departure of each exercise, once the placement of the dog is obtained, and the handler has given the optional stay command within 2 seconds, the exercise shall be started within 3 seconds. It is not required for the dog to maintain the position until the start of the exercise. (Chapitre 1, p. 16, Départ de chaque exercice)
- 1.12.10 For the end of each exercise, except for the Broad Jump, the judge will signal with the horn the end of the exercise, once the dog has immobilized within a 1 meter radius of the handler. (Chapitre 1, p. 16, Fin de chaque exercice)
- 1.12.11 In the case of a dog that displaces itself and returns to the initial place a number of times, it will not be assessed cumulative penalties, but will only be penalized for the greatest distance of displacement. For example, for the departure of the attacks, the dog advances .70 meters, returns to its place, advances .50 meters and moves back again, the greatest displacement is .70 meters, therefore, no penalty. (Chapitre 1, p. 16, Chien se déplace ou avance)
- 1.12.12 The dog is considered to be at heel (for example, at the return of an attack) when it is immobilized within a 1 meter radius of the handler. (Chapitre 1, p. 16, Chien au pied)

1.13 Obligatory Commands for Each Exercise

1.13.1 Jumps

- 1.13.1.1 To begin each of the three jump exercises, the dog must be placed with one placement command "X...sit", "X...stand", "X...down" or "X...ground" **with the dog's name X being optional. Once the dog has taken the commanded position**, the handler has the option to give a "stay" or "don't move" command. On the judge's authorization, the handler is obliged to give the dog a departure command preceded by the dog's name "X...go", "X...hup" or "X...jump". (Chapitre 1, p. 14, Commandments Obligatoire)
- 1.13.1.2 **For the hurdle and palisade only, once the dog crosses the obstacle, the handler has the option to give the dog only a "stay" or "don't move" command, but *may not* give the dog a position, placement or any other command.** When the judge gives authorization, the handler is obliged to give the dog a command to return over the jump "X...go", "X...hup" or "X...jump" which may be preceded by an optional (not penalized) position command "back", "place", "reverse", "sit", "stand", "down" or "ground". If the handler chooses to give a placement command, it must occur *only after* the judge's authorization. There is no penalty if the dog does not take the commanded position. (Chapitre 1, p. 14, Commandments Obligatoire)
- 1.13.1.3 If the dog fails to return over the palisade, the handler has the option to give the dog immediately one position command (**not penalized**) "sit", "down",

“stand”, “place”, “ground”, “back” or “back up” *without authorization from the judge* so that the dog may try again. There is no penalty if the dog does not take the commanded position. **The handler must wait for the judge’s authorization before commanding the return jump.** (Chapitre 1, p. 14, Commandments Obligatoire)

1.13.2 Food Refusal

1.13.2.1 No command is authorized for the food placed on the ground. (Chapitre 1, p. 14, Commandments Obligatoire)

1.13.2.2 For the thrown food, only one command is authorized “X...down” or “X...ground”, with the dog’s name X being optional, followed by an optional command “stay” or “don’t move” before the handler departs. When the handler returns to the dog, the judge will give authorization and the handler is required to give a command “X...heel” or a whistle. (Chapitre 1, p. 14, Commandments Obligatoire)

1.13.3 Heel on Leash and Heel off Leash with Muzzle

1.13.3.1 **The handler must give one placement command “X...sit”, “X...down”, “X...stand” or “X...ground”, with the dog’s name X being optional, followed by an optional command “stay” or “don’t move”.**

1.13.3.2 The handler must give only one command “X...heel” after the judge’s authorization. (Chapitre 1, p. 15, Commandments Obligatoire) **Any subsequent commands during the exercise will result in a zero.**

1.13.4 Send Away

1.13.4.1 **The handler must give one placement command “X...sit”, “X...down”, “X...stand” or “X...ground”, with the dog’s name X being optional, followed by an optional command “stay” or “don’t move”.**

1.13.4.2 For the departure, the handler must give only one command “X...in front” after the judge’s authorization. (Chapitre 1, p. 15, Commandments Obligatoire)

1.13.4.3 For the return, the handler must give only one command to recall the dog “X...heel” or a whistle (Chapitre 1, p. 15, Commandments Obligatoire).

1.13.5 Change of Positions

1.13.5.1 The handler must give one placement command “X...sit”, “X...down”, “X...ground” or “X...stand”, with the dog’s name X being optional, as dictated by the drawing of exercises prior to the start of the trial. The handler then has the option to give a “stay” or “don’t move” command **before the handler departs.** (Chapitre 1, p. 15, Commandments Obligatoire)

1.13.5.2 The remaining position commands will be given in the order dictated by the judge and without the dog’s name. (Chapitre 1, p. 15, Commandments Obligatoire)

1.13.5.4 On the judge’s authorization, the handler must recall the dog with a command “X...heel” or a whistle. The dog must return and immobilize within 1 meter of

the handler, **but is not required to be in heel position**. (Chapitre 1, p. 15, Commandments Obligatoire)

1.13.6 Absence of Handler

- 1.13.6.1 Only one placement command is allowed “X...sit”, “X...down” or “X...ground”, with the dog’s name X being optional, as dictated by the drawing of exercises, followed by an optional “stay” or “don’t move” command **before the handler departs**. (Chapitre 1, p. 15, Commandments Obligatoire)
- 1.13.6.2 **Once the handler has returned to the dog**, the judge will give authorization and the handler must give the command “X...heel” or a whistle. (Chapitre 1, p. 15, Commandments Obligatoire)

1.13.7 Unseen Retrieve

- 1.13.7.1 **One placement command is authorized “X...sit”, “X...down”, “X...stand” or “X...ground”, with the dog’s name X being optional, followed by an optional command “stay” or “don’t move” before the departure.**
- 1.13.7.2 For the departure, only one command is allowed “X...heel” after the judge’s authorization. (Chapitre 1, p. 15, Commandments Obligatoire)
- 1.13.7.3 For the retrieve, only one command is allowed after the judge’s authorization “X...search and bring”. (Chapitre 1, p. 15, Commandments Obligatoire)
- 1.13.7.4 When the dog returns to the handler and sits, the handler may give an optional command “give” for the dog to release the article when the dog is sitting. (Chapitre 1, p. 15, Commandments Obligatoire)

1.13.8 Seen Retrieve

- 1.13.8.1 **One position command is authorized “X...sit”, “X...down”, “X...stand” or “X...ground”, with the dog’s name X being optional, followed by an optional command “stay” or “don’t move” before the departure.**
- 1.13.8.2 For the departure, only one command is allowed “X...heel” **after the judge’s authorization**. (Chapitre 1, p. 15, Commandments Obligatoire)
- 1.13.8.3 The handler may give an optional command “give” for the dog to release the article when the dog is sitting. (Chapitre 1, p. 15, Commandments Obligatoire)

1.13.9 Thrown Retrieve

- 1.13.9.1 **One placement command is authorized “X...sit”, “X...down”, “X...stand” or “X...ground”, with the dog’s name X being optional, followed by an optional command “stay” or “don’t move”.**
- 1.13.9.2 For the retrieve, only one command is allowed after the judge’s authorization “X...search and bring”. (Chapitre 1, p. 15, Commandments Obligatoire)
- 1.13.9.3 The handler may give an optional command “give” for the dog to release the article when the dog is sitting. (Chapitre 1, p. 15, Commandments Obligatoire)

1.13.10 Face Attack and Flee Attack

- 1.13.10.1 One placement command is authorized “X...sit”, “X...down”, “X...stand” or “X...ground”, with the dog’s name X being optional, followed by an optional command “stay” or “don’t move” before the departure.
- 1.13.10.2 After the judge’s authorization, the handler must give only one command “X...attack”. (Chapitre 1, p. 15, Commandments Obligatoire)
- 1.13.10.3 After the judge’s authorization, the handler must recall the dog with a command “X...out...heel” or a whistle. If the dog releases the bite early, the handler may command either “X...out...heel” or “X...heel” or whistle. (Chapitre 1, p. 15, Commandments Obligatoire) The dog must return and immobilize within 1 meter of the handler, **but is not required to be in heel position**. (Chapitre 1, p. 16, Commandments Obligatoire)

1.13.11 Attack with Revolver

- 1.13.11.1 One placement command is authorized “X...sit”, “X...down”, “X...stand” or “X...ground”, with the dog’s name X being optional, followed by an optional command “stay” or “don’t move” before the departure.
- 1.13.11.2 After the judge’s authorization, the handler must give only one command “X...attack”. (Chapitre 1, p. 15, Commandments Obligatoire)
- 1.13.11.3 After the judge’s authorization, the handler must command the dog “X...out” followed by an obligatory command “guard” **only after** the dog has released the bite. After the two following escapes, and after the judge’s authorization, the handler will use the same commands for the cessations. (Chapitre 1, p. 15, Commandments Obligatoire)
- 1.13.11.4 **After the decoy has been disarmed, the handler must move away at least 3 meters, and only then the judge will give authorization and the handler must recall the dog with a command “X...heel” or a whistle. (Chapitre 1, p. 15, Commandments Obligatoire)** The dog must return and immobilize within 1 meter of the handler, **but is not required to be in heel position**. (Chapitre 1, p. 16, Commandments Obligatoire)

1.13.12 Stopped Attack

- 1.13.12.1 One placement command is authorized “X...sit”, “X...down”, “X...stand” or “X...ground”, with the dog’s name X being optional, followed by an optional command “stay” or “don’t move” before the departure.
- 1.13.12.2 After the judge’s authorization, the handler must give only one command “X...attack”. (Chapitre 1, p. 15, Commandments Obligatoire)
- 1.13.12.3 For the recall, the handler must command “X...out...heel” or a whistle. The dog must return and immobilize within 1 meter of the handler, **but is not required to be in heel position**. (Chapitre 1, p. 16, Commandments Obligatoire)

1.13.13 Defense of Handler

- 1.13.13.1 One placement command is authorized “X...sit”, “X...down”, “X...stand” or “X...ground”, with the dog’s name X being optional, followed by an optional command “stay” or “don’t move” before the departure.
- 1.13.13.2 For the departure, the handler must command “X...heel” after the judge’s authorization. (Chapitre 1, p. 15, Commandments Obligatoire)
- 1.13.13.3 For the cessation, the handler must command “X...out” after the judge’s authorization. (Chapitre 1, p. 15, Commandments Obligatoire)
- 1.13.13.4 After the judge’s authorization, the handler must command “X...heel” or whistle to recall the dog. (Chapitre 1, p. 15, Commandments Obligatoire) The dog must return and immobilize within 1 meter of the handler, **but is not required to be in heel position**. (Chapitre 1, p. 16, Commandments Obligatoire)

1.13.14 Object Guard

- 1.13.14.1 After placing the basket on the central point of the circles, the handler is obliged to command *only* “X...guard” before departing. (Chapitre 1, p. 15, Commandments Obligatoire)
- 1.13.14.2 **Once the handler has returned to the dog, the judge will give authorization and only then may the handler pick up the basket and command “X...heel” or whistle.** (Chapitre 1, p. 15, Commandments Obligatoire) **This is the only authorized process to pick up the object.** (<http://gtr.cun-cbg.com> – Les Règlements - Directives de jugement – Chapitre 1)

1.13.15 Search, Hold, Bark, Escort

- 1.13.15.1 Upon returning to the field, the handler must give a placement command “X...sit”, “X...down”, “X...stand” or “X...ground”, with the dog’s name X being optional, followed by an optional command “stay” or “don’t move”.
- 1.13.15.2 After the judge’s authorization, the handler must command “X...search and bark”. (Chapitre 1, p. 16, Commandments Obligatoire)
- 1.13.15.3 After each of the four escapes, the handler must command “X...out” after the judge’s authorization. (Chapitre 1, p. 16, Commandments Obligatoire)
- 1.13.15.4 **At the conclusion of the escort, the judge will give authorization and the handler must command “X...out”, followed by an obligatory position and guard command “sit...guard”, “down...guard” or “stand...guard”.** (Chapitre 1, p. 16, Commandments Obligatoire)
- 1.13.15.5 After the judge’s authorization, the handler must recall the dog with “X...heel” or a whistle. (Chapitre 1, p. 16, Commandments Obligatoire) The dog must return and immobilize within 1 meter of the handler, **but is not required to be in heel position**. (Chapitre 1, p. 16, Commandments Obligatoire)

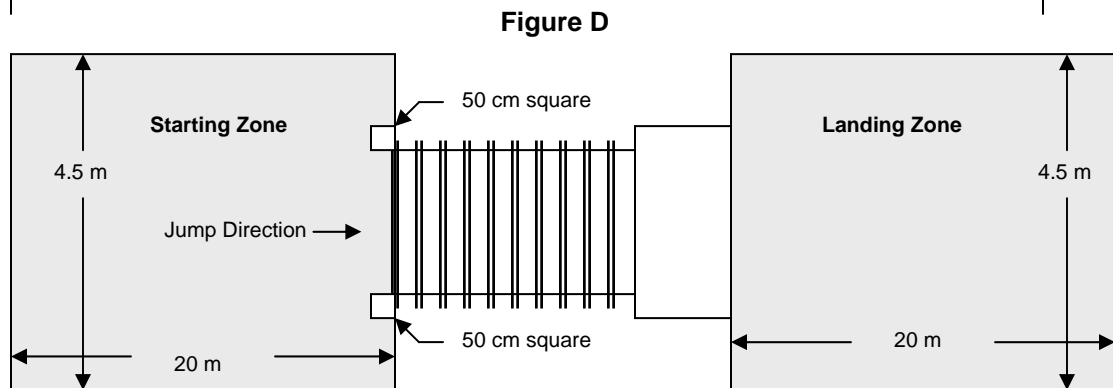
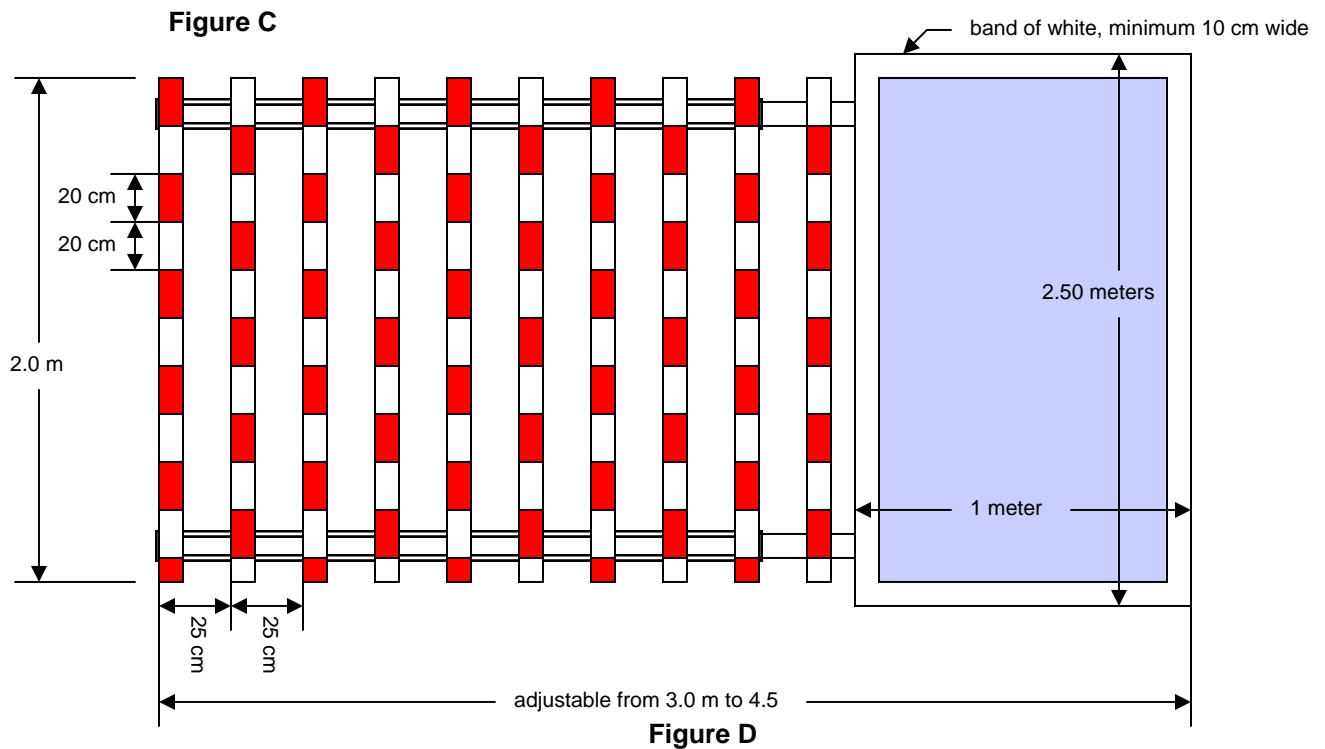

Chapter 2 Agility Exercises

2.1 General for All Jumps

- 2.1.1 All penalties (displacement of more than one meter, initial position, additional command, anticipated departure after judge's authorization but before handler's command, etc.) are cumulative and their total will be deducted from the points of a successful jump only. (Chapitre 2, p. 17, Exercices de saut) **In the case of a dog that anticipates the jump after the judge's authorization but before the handler's command, if the dog does not perform the jump successfully, the exercise is terminated.** (<http://gtr.cun-cbg.com> – Les Règlements - Directives de jugement – Les sauts)
- 2.1.2 The handler is forbidden to walk in the landing zone of the jumps **before completion of that jump**. The handler is allowed to present the jump to the dog by walking in the starting zone only. (Chapitre 2, p. 17, Exercices de saut) If the handler does walk in the landing zone, the exercise will be terminated and scored a zero. (Chapitre 2, p. 19, Relation de l'exercice) **The only exception to this is if the handler is forced to walk through any landing zones due to the configuration of the field, for example, on the way to the presentation.** (<http://gtr.cun-cbg.com> – Les Règlements - Directives de jugement – Rappel de définitions)
- 2.1.3 When the handler departs after placing the dog, **he or she may not walk up the center of the starting zone**, but must go *directly* to the authorized location next to the jump. (Chapitre 2, p. 17, Exercices de saut)

2.2 Broad Jump

2.2.1 The following diagrams illustrate the authorized construction and dimensions of the Broad Jump (Chapitre 2, p. 18, Saut en longueur):



2.2.2 The dog will jump a framework 3 meters long by 2 meters wide. This framework will include a key 2.50 meters wide and 1 meter long, the front end of which will rest on the ground or frame, and the back end of which will be at a height of 30 centimeters from the ground (see figure C above). The key must have a matte finish and be entirely white or have a minimum 10 centimeter border of white around its perimeter. The key will be built fixed on an axis or cradles so that it will tip if it is hit by the dog. The key should tip from a force of .8 kilograms to 1.3 kilograms. (Chapitre 2, p. 19, Relation de l'exercice)

- 2.2.3 The bars will be painted in alternating red and white in segments 20 centimeters long and will be placed 25 centimeters apart on the frame. No bar may be fixed, even the first. (Chapitre 2, p. 19, Relation de l'exercice)
- 2.2.4 The empty space beneath the first bar must be closed, either by the frame of the jump or a piece of wood or plastic to ensure that the dog's feet do not slip underneath the front of the jump. (Chapitre 2, p. 19, Relation de l'exercice)
- 2.2.5 The Broad Jump, including the key, must be 3 meters long at its minimum, and extendable out to 4.50 meters long by increments of .25 meters. It is required to add bars as needed to fill in the added length. Even for the minimum jump length of 3 meters, the key must be included. (Chapitre 2, p. 19, Relation de l'exercice)
- 2.2.6 The handler may place the dog at a distance from the jump chosen by the handler according to the rules of placement ([see section 1.12.1](#)). (Chapitre 2, p. 19, Relation de l'exercice) The handler is forbidden to walk in the landing zone of any jump [before completion of that jump](#). (Chapitre 2, p. 17, Exercices de saut)
- 2.2.7 Once the dog is placed, the handler must go *directly*, without looking back, to one of the 50-centimeter squares. (Chapitre 2, p. 19, Relation de l'exercice)
- 2.2.8 The Broad Jump differs from the Hurdle and the Palisade in that there is no return jump, but placement of the dog and handler is the same. (Chapitre 2, p. 19, Relation de l'exercice)
- 2.2.9 If the dog touches the first bar of the Broad Jump, it will not be penalized. The jump is considered a failed attempt if the key tips (except because of the dog's tail). (Chapitre 2, p. 17, Exercices de saut)
- 2.2.10 The dog has three attempts to successfully complete the Broad Jump, and may begin with a distance that is chosen by the handler. The handler is not required to use the three attempts to achieve the maximum distance for that level. In the case of a failed attempt, the length of the jump may not be changed. (Chapitre 2, p. 19, Relation de l'exercice)
- 2.2.11 The judge will give authorization to begin the jump only when the dog is motionless and the handler is in his or her place. (Chapitre 2, p. 19, Relation de l'exercice)
- 2.2.12 On the judge's authorization, the handler must command the dog only with "X...go", "X...hup" or "X...jump". Once the jump is completed, the handler may move, stop the dog behind the jump if he or she chooses and/or recall the dog without any authorization from the judge as the exercise is completed. The handler, under no circumstances, should ever go to the landing zone to pick up the dog. It is not required for the dog to return to the starting zone. (Chapitre 2, p. 19, Relation de l'exercice)
- 2.2.13 The points acquired for a successful jump on any of the three attempts cannot be reduced, regardless of any faults that occur in any successive attempts at a greater length. (Chapitre 2, p. 19, Relation de l'exercice)

2.2.14 The following table defines the points obtained for a successful Broad Jump (Chapitre 2, p. 19, Fossé: Points obtenus par le saut réalisé):

Distance	Points
3.00 meters	8
3.25 meters	10
3.50 meters	12
3.75 meters	14
4.00 meters	16
4.25 meters	18
4.50 meters	20

2.2.15 Broad Jump Penalties (Chapitre 2, p. 20, Pénalisations au saut en longueur):

	Infraction	Penalty
1	Supplementary placement commands (maximum of 4 authorized, beyond that, exercise is terminated)	-0.5 per supplementary command
2	Dog not in place after 30 seconds (even with less than the 4 supplementary commands) for any of the three attempts	exercise terminated
3	Handler does not command the initial position	-2
4	Dog does not take the commanded initial position	-1
5	Dog moves more than 1 meter prior to the command to jump	-1
6	Handler looks back at the dog once after departing for the jump or does not go directly to rectangle	-5
7	Handler looks back at the dog more than once or continuously after departing for the jump	exercise terminated
8	Handler places the dog again after he or she had already departed	-2 plus loss of the attempt
9	Dog steps into the frame of the jump during the presentation	-2 plus loss of the attempt
10	Any irregular placement, command or departure without the judge's authorization or handler steps in landing zone	exercise terminated
11	Dog departs after the judge's authorization, but before the handler's command and successfully completes the jump	loss of half the points for the jump, may attempt greater distance, but lost points remain lost
12	Handler gives command to jump before judge's authorization (irregular command)	exercise terminated
13	Handler changes side in front of the jump after the first or second jump	exercise terminated
14	Failed attempt (touching the first bar is not a failure)	-1 per fault
15	Dog refuses or avoids jump, walks in framework of jump	-2 per fault
16	Handler goes to the landing zone to pick up dog	exercise terminated
17	Handler does not place himself or herself in one of the rectangles in front of the frame in order to command the jump	exercise terminated
18	Dog causes key to tip (except dog's tail)	-1 per fault

2.3 Hurdle

2.3.1 The following diagrams illustrate the authorized construction and dimensions of the Hurdle (Chapitre 2, p. 21, Saut de la haie):

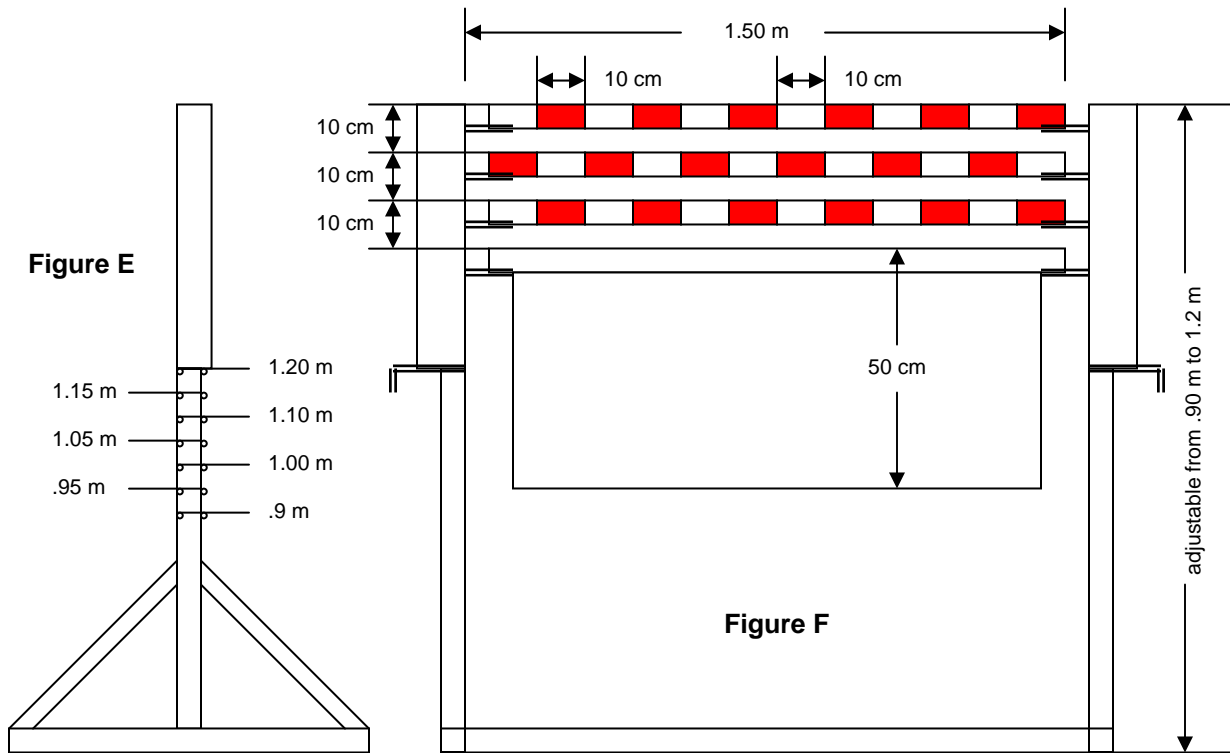
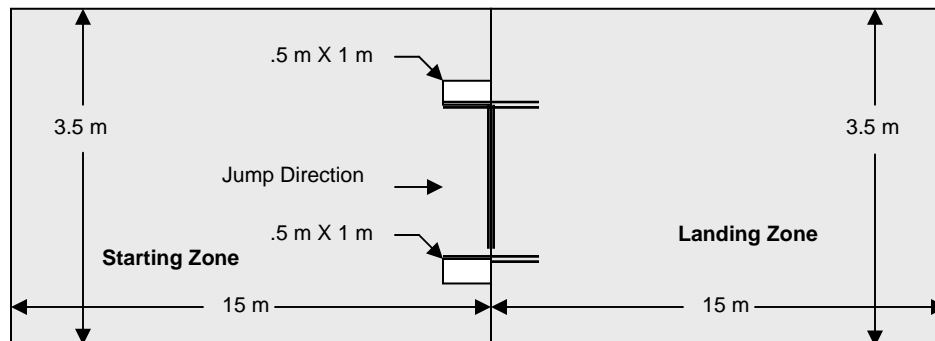


Figure G



2.3.2 The Hurdle is comprised of the following components:

2.3.2.1 A stable base with two sliding adjustable uprights with holes occurring at 5 centimeter increments, allowing for the jump to be pinned at the various jump heights. The upper portion of the uprights will have cradles on the inside face to support the bars and key. The cradles must be curved only enough to keep the bars and key in place, and to prevent them from falling due to the wind, but no more. It is required that the uppermost extent of the uprights does not extend above the height of the top bar, so that a dog that misses the jump will not be impaled. (Chapitre 2, p. 21, Saut de la haie)

2.3.2.2 A key, which is to be made of a wood panel, 50 centimeters tall with a length such that it will rest in the cradles on the uprights. The key may not be fixed; it

must rest by its pins in the lowest cradles of the uprights. The key must be able to swivel and fall without wounding a dog that runs into it. (Chapitre 2, p. 21, Saut de la haie)

- 2.3.2.3 Three round bars of 30 millimeter diameter, which are placed on the highest three cradles on the uprights. The three bars must be used for all the jumps, regardless of the height. The bars must be sufficiently rigid to stay straight and not sag, but sufficiently flexible so as not to break if they fall. The weight of each bar must be between .80 kilograms and 1.2 kilograms. The bars will be painted in alternating red and white in segments of 10 centimeters. (Chapitre 2, p. 21, Relation de l'exercice)
- 2.3.3 In order for the jump to be considered successful, the dog must jump the hurdle and do a return jump without causing the bars or key to fall. If the dog's tail causes the bars to fall, the jump will be considered successful.
- 2.3.4 For the outbound jump, the handler shall place the dog in front of the obstacle at a distance from the jump chosen by the handler according to the rules of placement (see section 1.12.1). (Chapitre 2, p. 22, Relation de l'exercice) **The "stay" command is an integral part of the outbound jump. In the case of an irregular command, the outbound jump is penalized, but only in the case of a successful jump.** (<http://gtr.cun-cbg.com> – Les Règlements - Directives de jugement – Les sauts) The handler is forbidden to walk in the landing zone of any jump **before completion of that jump.** (Chapitre 2, p. 17, Exercices de saut)
- 2.3.5 Once the dog is placed, the handler must go directly, without looking back, to one of the 50-centimeter x 100-centimeter rectangles at the sides of the jump. (Chapitre 2, p. 22, Relation de l'exercice)
- 2.3.6 The judge will give authorization to begin the jump only when the dog is immobile and the handler is in his or her place. (Chapitre 2, p. 22, Relation de l'exercice)
- 2.3.7 On the judge's authorization, the handler must command the dog only with "X...go", "X...hup" or "X...jump". (Chapitre 2, p. 22, Relation de l'exercice)
- 2.3.8 For the outbound jump, if the dog anticipates the departure after the judge's authorization, but before the handler's command, the dog that has a successful jump will be penalized accordingly, but is still authorized to attempt the return jump. In this case, the handler shall place the dog in the normal way and command the return jump at the judge's authorization. Similarly, the dog who performs a successful outbound jump, but who performs the return jump after the judge's authorization, but before the handler's command will be penalized accordingly for the return. (Chapitre 2, p. 22, Relation de l'exercice)
- 2.3.9 The rules for the outbound hurdle jump in regard to the placement of the dog and handler are the same as for the broad jump and the palisade. **For the hurdle only**, after the return jump, the handler may not leave his or her place in the rectangle until after the judge signals the end of the exercise. (Chapitre 2, p. 22, Relation de l'exercice)
- 2.3.10 The competitor has three attempts to successfully complete the Hurdle (an attempt = an outbound and a return jump, **not three return attempts for each successful outbound jump** (<http://gtr.cun-cbg.com> – Les Règlements - Directives de jugement – Chapitre 2)). The handler may begin at whatever height he or she chooses, but is not required to use all three attempts to achieve the maximum height for that level. In the case of a failed attempt, the height of the jump may not be changed. For the case of a failed return

jump, the dog must redo the outbound jump (which is deducted from the number of attempts) to re-attempt the return jump. For all attempts, the handler must be placed in the same rectangle. (Chapitre 2, p. 22, Relation de l'exercice) For the case of a refusal of the return jump, it does not take away from the number of outbound jump attempts. (<http://gtr.cun-cbg.com> – Les Règlements - Directives de jugement – Les sauts)

- 2.3.11 Once the dog has successfully completed the outbound jump, the handler has the option to give the dog a brief “stay” or “don’t move” command, but **may not** give a placement command at this time. (Chapitre 2, p. 22, Relation de l'exercice) If the command is given late, that is to say, if the dog has moved back toward the hurdle more than one meter, this command will be considered an irregular command and will result in the loss of the points for the return and exercise terminated. (<http://gtr.cun-cbg.com> – Les Règlements - Directives de jugement – Chapitre 2)
- 2.3.12 Once the dog is immobilized, the judge will give authorization for the handler to command the return jump. As for the outbound jump, the judge will delay giving authorization until the dog has immobilized. (Chapitre 2, p. 22, Relation de l'exercice).
- 2.3.13 If the handler gives a gesture or voice and gesture command before the judge’s authorization for the return, the dog loses the points for the return jump and the exercise is terminated. If the handler gives a gesture or voice and gesture command after the judge’s authorization for the return, the dog loses 5 points and may still attempt the return jump. (<http://gtr.cun-cbg.com> – Autres – La Faq – Les Sautes – première question)
- 2.3.14 After the judge’s authorization for the return, the handler, without leaving his or her place, has the option to give the dog a verbal command without penalty (“back”, “place”, “reverse”, “sit”, “stand”, “down” or “ground”) prior to commanding the return jump to give the dog the best positioning for the return jump. The dog is not penalized if it does not take the commanded position. The first, second, third and fourth supplementary commands shall be penalized. If the dog is not in its place after four supplementary placement commands, or after 30 seconds, regardless of whether the four extra commands have been used, the exercise will be terminated. (Chapitre 2, p. 22, Relation de l'exercice)
- 2.3.15 Once the dog has successfully completed the return jump, it has 10 seconds from the time it touches the ground to return to within 1 meter of the handler. One recall command after the return jump is authorized, but penalized. (Chapitre 2, p. 22, Relation de l'exercice)
- 2.3.16 The points acquired for a successful jump, or part of a jump (out or return) done properly cannot be reduced, regardless of any faults made thereafter by the dog or handler. (Chapitre 2, p. 22, Relation de l'exercice)

2.3.17 The following table defines the points obtained for a successful Hurdle (Chapitre 2, p. 22 & 23, Haie: Points obtenus par saut réalisé):

Height	Out Jump Points	Return Jump Points	Total Points
.90 meters	4	4	8
.95 meters	5	5	10
1.00 meter	6	6	12
1.05 meters	7	7	14
1.10 meters	8	8	16
1.15 meters	9	9	18
1.20 meters	10	10	20

2.3.18 Hurdle Penalties (Chapitre 2, p. 23, Pénalisations au saut de la haie)

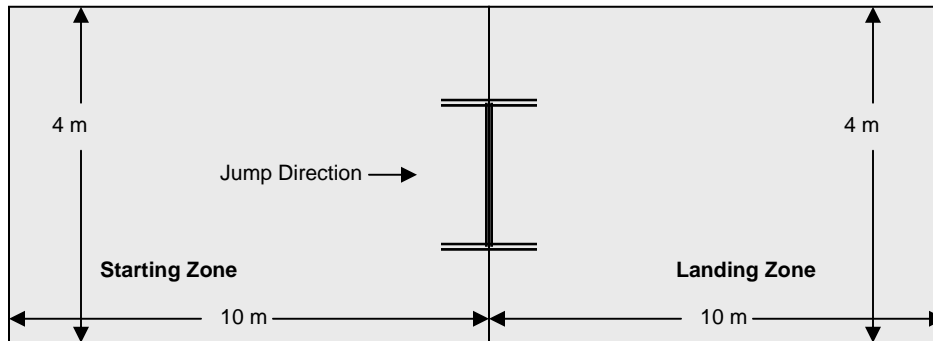
	Infraction	Penalty
1	Supplementary placement commands (maximum of 4 authorized, beyond that, exercise is terminated)	-0.5 per supplementary command
2	Dog not in place after 30 seconds (even with less than the 4 supplementary commands) for any of the three attempts	exercise terminated
3	Handler does not command the initial position	-2
4	Dog does not take the commanded initial position	-1
5	Dog moves more than 1 meter prior to the command to jump	-1
6	Handler looks back at the dog once after departing for the jump or does not go directly to rectangle	-5
7	Handler looks back at the dog more than once or continuously after departing for the jump	exercise terminated
8	Handler places the dog again after he or she had already departed	-2 plus loss of the attempt
9	For the outbound jump, any placement command or irregular command or departure before the judge's authorization, or handler steps in landing zone	exercise terminated
10	For the outbound jump, dog departs after the judge's authorization, but before the handler's command	loss of the points for the outbound jump, may attempt greater height if return jump is successful, but lost points remain lost
11	Handler gives command to jump before judge's authorization (irregular command)	exercise terminated
12	After the outbound jump, any erroneous command (sit, down or stand) (http://qtr.cun-cbg.com – Les Règlements - Directives de jugement – Chapitre 2)	-2 from the outbound jump
13	For the return jump, any irregular placement or command or departure before the judge's authorization	loss of the points for the return and exercise terminated
14	For the return jump, dog departs after the judge's authorization, but before the handler's command	loss of the points for the return jump, may attempt greater height if return jump is successful, but lost points remain lost
15	Handler changes side in front of the jump after the first or second jump	exercise terminated

16	Failed jump attempt, either outbound or return	-1 per fault
17	Refusal or avoidance for the outbound or return jump	-2 per fault
18	Handler gives command to jump while not placed in one of the marked rectangles next to the jump	exercise terminated
19	Recall command after the return jump (only one permitted)	-2
20	Dog not at heel within 10 seconds after the return jump	loss of points for the return jump, may attempt greater height if return jump is successful, but lost points remain lost
21	After the outbound jump, stopping the dog with a gesture or with voice and gesture after judge's authorization for the return	-5 (still possible to attempt return jump)
22	Dog returns to the handler without making the return jump	exercise terminated
23	Dog puts its feet on the hurdle during the presentation (Chapitre 2, p. 17, Exercices de saut)	-2 and loss of that attempt

2.4 Palisade

2.4.1 The following diagram defines the Starting Zone and Landing Zone of the Palisade (Chapitre 2, p. 24, Escalade de la Palissade):

Figure H



- 2.4.2 The dog shall climb a vertical wooden wall of height ranging from 1.7 meters to 2.3 meters, with increments of 10 centimeters beginning at 1.5 meters. The boards that make up the wall must be identical, and must be 10 centimeters tall, 27 millimeters thick and must not be painted or treated. The boards must stack properly without being planed or sanded. The organizer of the trial shall provide a cover for the palisade in the event of inclement weather. (Chapitre 2, p. 24, Escalade de la Palissade)
- 2.4.3 For the outbound jump, the handler shall place the dog in front of the obstacle at a distance from the jump chosen by the handler according to the rules of placement (see section 1.12.1). (Chapitre 2, p. 24, Escalade de la Palissade) The “stay” command is an integral part of the outbound jump. In the case of an irregular command, the outbound jump is penalized, but only in the case of a successful jump. (<http://gtr.cun-cbg.com> – Les Règlements - Directives de jugement – Les sauts) The handler is forbidden to walk in the landing zone of the jump before completion of that jump. (Chapitre 2, p. 17, Exercices de saut)
- 2.4.4 The handler must go directly to the Palisade without looking back and lean his or her shoulder against the boards of the jump such that the handler cannot see the other side of the Palisade. Once the handler has started moving toward the palisade, any additional commands will result in a penalty and the loss of an attempt. (Chapitre 2, p. 24, Escalade de la Palissade)
- 2.4.5 The dog has three attempts to successfully complete the Palisade (three outbound jumps and three returns), and may begin with a height that is chosen by the handler. The handler is not required to use all three attempts to achieve the maximum height for that level. In the case of a failed attempt, the height of the jump may not be changed. In the case of three failed return attempts, the exercise is terminated. The positioning of the handler next to the Palisade must be the same for all attempts. (Chapitre 2, p. 24, Escalade de la Palissade)
- 2.4.6 The judge will give authorization for the outbound jump only when the dog is immobile and the handler is in the proper position. (Chapitre 2, p. 24, Escalade de la Palissade)
- 2.4.7 After the judge’s authorization, the handler must command the dog only with “X...go”, “X...hup” or “X...jump”. (Chapitre 2, p. 24, Escalade de la Palissade)

- 2.4.8 Once the dog has cleared the jump, the handler must move away from the Palisade behind the 2-meter line, face the jump, and then may give one optional “stay” or “don’t move” command without the judge’s authorization. The handler **may not** give a placement command at this time. (Chapitre 2, p. 24, Escalade de la Palissade)
- 2.4.9 The judge will give authorization to begin the return jump only when the dog is immobile and the handler is in the proper position. (Chapitre 2, p. 24, Escalade de la Palissade)
- 2.4.10 After the judge’s authorization for the return, the handler, without leaving his or her place, has the option to give the dog a verbal command without penalty “back”, “place”, “reverse”, “sit”, “stand”, “down” or “ground” to give the dog the best positioning for the return jump. The dog is not penalized if it does not take the commanded position. The first, second, third and fourth supplementary commands shall be penalized 0.5 point each. If the dog is not in its place after four supplementary placement commands, or after 30 seconds, regardless of whether the four extra commands have been used, the exercise will be terminated. (Chapitre 2, p. 24, Escalade de la Palissade)
- 2.4.11 If the dog shifts and is visible to the handler when he or she commands the return jump, the command is considered to be irregular which will result in the loss of the return points and termination of the exercise. (<http://gtr.cun-cbg.com> – Les Règlements - Directives de jugement – Chapitre 2)
- 2.4.12 Once the dog has successfully completed the return jump, it has 10 seconds to return to within 1 meter of the handler. One recall command after the return jump is authorized, but penalized. (Chapitre 2, p. 24, Escalade de la Palissade)
- 2.4.13 If the dog fails on the return jump, the handler may give a position command “back”, “place”, “reverse”, “sit”, “stand”, “down” or “ground” to stop the dog. The dog will not be penalized if it does not take the commanded position. The handler must wait for the judge’s authorization and then command the dog for the return jump. (Chapitre 2, p. 24, Escalade de la Palissade) For the case of a refusal of the return jump, it does not take away from the number of outbound jump attempts. (<http://gtr.cun-cbg.com> – Les Règlements - Directives de jugement – Les sauts)
- 2.4.14 The points acquired for a successful jump, or part of a jump (out or return) done properly cannot be reduced, regardless of any faults made thereafter by the dog or handler. (Chapitre 2, p. 25, Escalade de la Palissade)
- 2.4.15 For the outbound jump, if the dog anticipates the departure after the judge’s authorization, but before the handler’s command, the dog that has a successful jump will be penalized accordingly, but is still authorized to attempt the return jump. In this case, the handler shall place the dog in the normal way and command the return jump at the judge’s authorization. If the return is successful, the handler may attempt a greater height to acquire the difference in the points. Similarly, the dog who performs a successful outbound jump, but who performs the return jump after the judge’s authorization, but before the handler’s command will be penalized accordingly for the return. (Chapitre 2, p. 24, Escalade de la Palissade)

2.4.16 The following table defines the points obtained for a successful Palisade (Chapitre 2, p. 25, Escalade de la Palissade):

Height	Out Jump Points	Return Jump Points	Total Points
1.7 meters	4	4	8
1.8 meters	5	5	10
1.9 meters	6	6	12
2.0 meters	7	7	14
2.1 meters	8	8	16
2.2 meters	9	9	18
2.3 meters	10	10	20

2.4.17 Palisade Penalties (Chapitre 2, p. 25 & 26, Escalade de la Palissade)

	Infraction	Penalty
1	Supplementary placement commands (maximum of 4 authorized, beyond that, exercise is terminated)	-0.5 per supplementary command
2	Dog not in place after 30 seconds (even with less than the 4 supplementary commands) for any of the three attempts	exercise terminated
3	Handler does not command the initial position	-2
4	Dog does not take the commanded initial position	-1
5	Dog moves more than 1 meter prior to the command to jump	-1
6	Handler looks back at the dog once after departing for the jump or does not go directly to rectangle	-5
7	Handler looks back at the dog more than once or continuously after departing for the jump	exercise terminated
8	Handler places the dog again after he or she had already departed	-2 plus loss of the attempt
9	For the outbound jump, any irregular placement or command or departure before the judge's authorization or handler steps in landing zone	exercise terminated
10	For the outbound jump, dog departs after the judge's authorization, but before the handler's command	loss of the points for the outbound jump, may attempt greater height if return jump is successful, but lost points remain lost
11	Handler gives command to jump before judge's authorization (irregular command)	exercise terminated
12	After the outbound jump, any erroneous command (sit, down or stand) (http://gtr.cun-cbg.com – Les Règlements - Directives de jugement – Chapitre 2)	-2 from the outbound jump
13	For the return jump, any irregular placement or command or departure before the judge's authorization	loss of the points for the return and exercise terminated
14	For the return jump, dog departs after the judge's authorization, but before the handler's command	loss of the points for the return jump, may attempt greater height if return jump is successful, but lost points remain lost
15	Handler changes side in front of the jump after the first or second jump	exercise terminated
16	Failed jump attempt, either outbound or return	-1 per fault

17	Refusal or avoidance for the outbound or return jump	-2 per fault
18	For the return jump, the handler shows himself or herself deliberately to the dog	loss of points for the return jump and exercise terminated
19	Recall command after the return jump (only one permitted)	-2
20	Dog not at heel within 10 seconds after the return jump	loss of points for the return jump, may attempt greater height if return jump is successful, but lost points remain lost
21	Dog returns to the handler without making the return jump (overtakes the line of the palisade with the full length of its body)	loss of the points for the return and exercise terminated
22	Dog puts its feet on the Palisade during the presentation (Chapitre 2, p. 17, Exercices de saut)	-2 and loss of that attempt

Chapter 3 Obedience Exercises

3.1 General for All Retrieves

3.1.1 For all three retrieves, the handler is obliged to place the dog in the same position and place himself or herself in the same position relative to the dog, or it will be considered an irregular command. The positioning used for the first retrieve will be used as a reference for the following ones. (Chapitre 3, p. 26, Observations relatives aux trois rapports)

3.1.2 The handler may choose the two articles used for the retrieves, but they must be identical and may be selected from only the following four choices:

- Gloves (wearable)
- Socks (wearable)
- Eyeglass cases
- Handkerchiefs (which may be knotted after presentation to the judge)

(Chapitre 3, p. 26, Observations relatives aux trois rapports)

The articles may not be larger than a fist. They must be kept in the handler's pockets, and not visible to the dog. The handler may not remove an article from his or her pocket until after the judge's authorization indicating the beginning of the exercise. **The only pockets authorized for retrieve articles are those at the height of the handler's waist.** (Chapitre 3, p. 26, Observations relatives aux trois rapports)

3.1.3 If the dog does not depart after the handler's command, the handler is authorized to give only one additional command that will be penalized. (Chapitre 3, p. 26, Observations relatives aux trois rapports)

3.1.4 Whether or not the dog sits in front of the handler upon its return, the handler may not move from the line of departure to obtain the article from the dog. The handler may still command only once "give" to obtain the article. (Chapitre 3, p. 26, Observations relatives aux trois rapports)

3.1.5 For the handing over of the article, if the dog drops it at the handler's feet and it rolls out of his or her reach, the exercise is finished. The penalty is 2 points, plus another 2 points if the dog is not sitting. (<http://gtr.cun-cbg.com> – Les Règlements - Directives de jugement – Rapports d'objet)

3.1.6 If the dog does not retrieve the article, the handler must go, *without the dog*, to collect the article. If the handler gives the dog an extra retrieve command or irregular command, it will be penalized. (Chapitre 3, p. 26, Observations relatives aux trois rapports)

3.1.7 The judge may inspect the retrieve articles only after the dog has completed the whole program. (Chapitre 3, p. 26, Observations relatives aux trois rapports)

3.1.8 The handler may change the pocket in which he or she has a retrieve article provided that it does not give the appearance of cheating by cuing the dog and that it does not occur immediately before a retrieve exercise. (Chapitre 3, p. 26, Observations relatives aux trois rapports)

3.1.9 The chewing penalty is applicable *after* three re-grips. (Chapitre 1, p. 16, Mâchonne)

3.2 Thrown Retrieve 4 points

- 3.2.1 This exercise may begin anywhere on the field where there exists a departure line, but the direction of work must always be down the length of the field. (Chapitre 3, p. 26, Rapport d'objet lancé)
- 3.2.2 The handler will go to the place indicated by the deputy judge and place the dog according to the rules of placement (see section 1.12.1). (Chapitre 3, p. 27, Rapport d'objet lancé)
- 3.2.3 At the judge's authorization, the handler must remove a retrieve article from his or her pocket and toss it forward at least 5 meters. **The distance is evaluated when the article is not moving, before sending the dog, and not at the time when the article first touches the ground.** (<http://gtr.cun-cbg.com> – Les Règlements - Directives de jugement – Rapports d'objet) The judge will give another authorization, and the handler shall command the dog "X...search and bring". (Chapitre 3, p. 27, Rapport d'objet lancé)
- 3.2.4 The dog must retrieve the article and bring it to the handler without chewing it, dropping it, or playing with it. The dog shall come to sit in front of or beside the handler, but may not circle behind the handler. The dog must remain sitting until the article is taken by the handler. (Chapitre 3, p. 27, Rapport d'objet lancé)
- 3.2.5 The dog must allow the handler to take the article without reluctance. The handler is authorized to give an optional command "give" for the dog to release the article. (Chapitre 3, p. 27, Rapport d'objet lancé)
- 3.2.6 The dog has 15 seconds to perform the exercise starting at the handler's retrieve command. (Chapitre 3, p. 27, Rapport d'objet lancé)
- 3.2.7 Thrown Retrieve Penalties (Chapitre 3, p. 27, Rapport d'objet lancé):

	Infraction	Penalty
1	Supplementary placement commands (maximum of 4 authorized, beyond that, exercise is terminated)	-0.5 per supplementary command
2	Dog not in place after 30 seconds (even with less than the 4 supplementary commands)	exercise terminated
3	Handler does not command the initial position	-2
4	Dog does not take the commanded initial position	-1
5	Dog and/or handler not in the same position as the other retrieves, or handler is in contact with the dog	-4
6	Dog displaces itself more than 1 meter	-1
7	Handler has one or both hands in his or her pocket before the exercise	-4
8	Article is visible to dog, article not of proper size or in a pocket not at authorized height	-4
9	Handler removes article from pocket before judge's authorization	-4
10	Handler shows article to dog prior to the exercise	-4
11	Additional retrieve command at the departure	only one, -2, more than one, -4 plus -5 from General Outlook
12	Irregular command or handler goes to collect the article with his or her dog	-4 plus -5 from General Outlook

13	Retrieve command accompanied by a gesture	-2
14	Retrieve command given before judge's authorization	-4
15	Dog anticipates departure before judge's authorization	-4
16	Dog anticipates departure after judge's authorization, and handler does not give the command	-4
17	Dog anticipates departure after judge's authorization, but before handler's command	-2
18	Dog chews or plays with article while bringing it back	-1
19	Dog goes around handler while bringing back the article	-0.5
20	Dog drops article while bringing it back	-1 per fault
21	Dog drops the article at the handler's feet and does not pick it up again	-2
22	Dog does not sit to give the article or sits at the "give" command	-2
23	Handler gives brief gesture to obtain the sit	-2
24	Dog does not willingly give the article	-2
25	Dog does not bring back the article within 15 seconds	-4
26	Handler moves to get the article from the dog's mouth	-4
27	Handler tosses article less than 5 meters (except when due to wind or weather)	-2

3.3 Seen Retrieve 8 points

- 3.3.1 The handler will go to the place indicated by the deputy judge and place the dog according to the rules of placement (see section 1.12.1). (Chapitre 3, p. 28, Rapport d'objet tombé au vu)
- 3.3.2 At the judge's authorization, the handler must command "X...heel" and walk naturally at a constant pace toward the opposite 30-meter line. The dog must follow the handler, remaining within 1 meter until the article is dropped, or the exercise will be terminated and scored a zero. (Chapitre 3, p. 28, Rapport d'objet tombé au vu)
- 3.3.3 Within the first 5 meters from the line of departure (indicated by a dashed line), **the handler must drop the article from a waist-high pocket on the side where the dog is walking.** The handler must first start walking and then pull the article out of his or her pocket (it cannot be pulled out of the pocket while motionless on the line of departure). There is no penalty if the article is dropped within 5 meters, but then rolls beyond that. (<http://gtr.cun-cbg.com> – Les Règlements - Directives de jugement – Rapports d'objet) The article must be released without impulsion, and must be made as though it were accidental and in such a manner that the article falls perpendicular to the ground. (Chapitre 3, p. 28, Rapport d'objet tombé au vu)
- 3.3.4 After the drop of the article, the handler must not change the manner of his or her walk, but must continue walking naturally and straight ahead as though nothing has happened. (Chapitre 3, p. 28, Rapport d'objet tombé au vu)
- 3.3.5 The dog shall retrieve the dropped article as soon as possible and bring it back to the handler, without command, before the handler reaches the 30-meter line. Once the dog's body (**excluding the tail**) passes the handler completely, the handler must stop immediately, within a maximum three steps, on the condition that dog has the article in its mouth (in the case of the dog that projects the article in front of the handler without picking it up). The number of steps may vary from this slightly and will not be penalized as long as there is no appearance of cheating. (Chapitre 3, p. 28, Rapport d'objet tombé au vu)

- 3.3.6 Within 15 seconds after the dog has passed the handler with the article in its mouth, the dog must return to the handler and sit in front of or beside him or her. The dog may not drop, play with or chew the article. The dog should remain sitting until the handler has taken the article. The handler has the option to command “give”, and the dog must willingly give up the article. (Chapitre 3, p. 28, Rapport d'objet tombé au vu)
- 3.3.7 Theoretically, the dog should pick up the article from the ground, but the dog that sees the object fall from the handler's pocket and catches in flight will not be penalized. However, the dog who takes the object from the handler's hand will be penalized all the points for the exercise. (Chapitre 3, p. 28, Rapport d'objet tombé au vu)
- 3.3.8 Penalties for Seen Retrieve (Chapitre 3, p. 28 & 29, Rapport d'objet tombé au vu):

	Infraction	Penalty
1	Supplementary placement commands (maximum of 4 authorized, beyond that, exercise is terminated)	-0.5 per supplementary command
2	Dog not in place after 30 seconds (even with less than the 4 supplementary commands)	exercise terminated
3	Handler does not command the initial position	-2
4	Dog does not take the commanded initial position	-1
5	Dog and/or handler not in the same position as the other retrieves, or handler is touching the dog	-8
6	Dog displaces itself more than 1 meter	-1
7	Handler has one or both hands in his or her pocket before the exercise	-8
8	Article is visible to dog, article not of proper size or in a pocket not at authorized height	-8
9	Handler moves article from one pocket to another prior to the exercise	-8
10	Handler shows article to dog prior to the exercise	-8
11	Irregular command at the departure of the exercise	-8
12	Handler does not drop the article within 5 meters or does not pull the article from the pocket on the proper side	-8
13	Handler projects the article or gives it any impulse	-8
14	Handler turns toward dog or gives a command during the exercise	-8
15	Handler changes manner after dropping the article	-8
16	Dog does not follow within 1 meter prior to the dropping of the article	-8
17	Dog takes the article from the handler's hand	-8
18	Handler comes to a stop before the dog has passed	-8
19	Handler does not stop immediately (3 steps allowed)	-8
20	Dog does not retrieve article or does not overtake the handler before the 30-meter line	-8
21	Dog chews or plays with the article while bringing it back	-1
22	Dog goes around handler to while bringing back the article (only applicable after the dog has overtaken the handler with the article in its mouth; the dog that goes around the right side of the handler after picking up the article is not penalized) (http://qtr.cun-cbg.com – Les Règlements - Directives de jugement – Rapports d'objet)	-0.5
23	Dog drops the article while bringing it back	-1 per fault

24	Dog drops the article at the handler's feet and does not pick it up again	-2
25	Dog does not sit to give the article or sits at the "give" command	-2
26	Handler gives brief gesture to obtain the sit	-2
27	Dog does not willingly give the article	-2
28	Dog does not bring back the article within 15 seconds after passing the handler	-8
29	Handler moves to get the article from the dog's mouth	-8
30	Irregular command or handler goes to collect the article with his or her dog	-8 plus -5 from General Outlook

3.4 Unseen Retrieve with Scent Discrimination 8 points

- 3.4.1 The handler will go to the place indicated by the deputy judge and place the dog according to the rules of placement (see section 1.12.1). (Chapitre 3, p. 29, Rapport d'objet tombé a l'insu du chien avec identification)
- 3.4.2 At the judge's authorization, the handler must command "X...heel" and immediately walk straight ahead naturally and with a constant pace toward the opposite 30-meter line. **The dog must follow the handler, remaining within 1 meter until the article is dropped, or the exercise will be terminated and scored a zero.** (Chapitre 3, p. 29 & 30, Rapport d'objet tombé a l'insu du chien avec identification)
- 3.4.3 Within the first 5 meters from the line of departure (indicated by a dashed line), **the handler must drop the article from a waist-high pocket on the side opposite where the dog is walking.** (Chapitre 3, p. 30, Rapport d'objet tombé a l'insu du chien avec identification) **The handler must first start walking and then pull the article out of his or her pocket (it cannot be pulled out of the pocket while motionless on the line of departure). There is no penalty if the article is dropped within 5 meters, but then rolls beyond that.** (<http://gtr.cun-cbq.com> – Les Règlements - Directives de jugement – Rapports d'objet)
- 3.4.4 The handler may not command the dog in any way prior to the judge's authorization to send the dog. (Chapitre 3, p. 30, Rapport d'objet tombé a l'insu du chien avec identification)
- 3.4.5 Before the dog and handler reach the 30-meter line, a third person will place a similar retrieve article next to the handler's article, but no closer than 50 centimeters. The placement of the second article relative to the handler's article must be the same for all competitors. (Chapitre 3, p. 30, Rapport d'objet tombé a l'insu du chien avec identification)
- 3.4.6 After the judge's authorization, the handler must turn immediately (within a maximum of three steps) and turn around to face the direction of the dropped article. The dog must be motionless next to the handler within 20 seconds of turning around, or the exercise will be terminated. Once the dog is motionless, the judge will give authorization, and the handler must command "X...search and bring". (Chapitre 3, p. 30, Rapport d'objet tombé a l'insu du chien avec identification)
- 3.4.7 The dog must retrieve the handler's article and bring it to the handler without chewing it, dropping it, or playing with it. The dog shall come to sit in front of or beside the handler, but may not circle behind the handler. The dog must remain sitting until the article is taken by the handler. (Chapitre 3, p. 30, Rapport d'objet tombé a l'insu du chien avec identification)

- 3.4.8 The dog must allow the handler to take the article without reluctance. The handler is authorized to give an optional command “give” for the dog to release the article. (Chapitre 3, p. 30, Rapport d’objet tombé a l’insu du chien avec identification)
- 3.4.9 The dog that picks up the same article more than twice will be penalized, regardless of which article it is. (Chapitre 3, p. 30, Rapport d’objet tombé a l’insu du chien avec identification) **For example, the dog picks up the correct article, drops it, picks up the wrong one, drops it, and then again picks up the correct one = no penalty. The dog that picks up the correct article, drops it, picks up the wrong one, drops it, picks up the correct one again, but then drops it again will be penalized.** (<http://gtr.cun-cbg.com> – Les Règlements - Directives de jugement – Rapports d’objet)
- 3.4.10 The dog’s choices in the identification zone do not count toward the three re-grips allowed the dog before a chewing penalty is deducted. (Chapitre 3, p. 30, Rapport d’objet tombé a l’insu du chien avec identification)
- 3.4.11 The dog has 30 seconds from the handler’s retrieve command to bring the handler’s article back and sit in front or beside the handler. A dog will not be penalized if, because of its speed, it picks up the wrong article and goes further than 2 meters in the direction opposite the handler, but then returns to pick up the handler’s article. On the contrary, if the dog displaces the wrong article more than 2 meters in the direction of the handler, the exercise will be terminated. (Chapitre 3, p. 30, Rapport d’objet tombé a l’insu du chien avec identification) **The starting place for the 2 meters is where the article was located on the ground. For example, the dog picks up the wrong article and continues 5 meters in the opposite direction, comes back 2 to 5 meters to drop it and pick up the correct one, there is no penalty.** (<http://gtr.cun-cbg.com> – Les Règlements - Directives de jugement – Rapports d’objet)
- 3.4.12 Unseen Retrieve Penalties (Chapitre 3, p. 30, Rapport d’objet tombé a l’insu du chien avec identification):

	Infraction	Penalty
1	Supplementary placement commands (maximum of 4 authorized, beyond that, exercise is terminated)	-0.5 per supplementary command
2	Dog not in place after 30 seconds or after the 4 supplementary commands	exercise terminated
3	Handler does not command the initial position	-2
4	Dog does not take the commanded initial position	-1
5	Dog and/or handler not in the same position as the other retrieves, or handler is in contact with the dog	-8
6	Dog displaces itself more than 1 meter	-1
7	Handler has one or both hands in his or her pocket before the exercise	-8
8	Article is visible to dog, article not of proper size or in a pocket not at authorized height	-8
9	Handler moves the article from one pocket to another prior to the exercise	-8
10	Handler shows article to dog prior to the exercise	-8
11	Irregular command at the departure of the exercise	-8
12	Handler does not drop the article within 5 meters or does not pull the article from the pocket on the proper side	-8
13	Handler changes manner	-8
14	Dog does not follow within 1 meter	-8

15	Handler does not stop immediately (3 steps allowed)	-8
16	Dog is not immobile within 20 seconds of the handler's about turn	-8
17	Additional retrieve command at the departure	only one, -2, more than one, -8 plus -5 from General Outlook
18	Retrieve command anticipated by dog or irregular	-8
19	Retrieve command accompanied by a gesture	-2
20	Dog picks up the same article more than twice during the identification	-1 per fault
21	Dog anticipates departure before judge's authorization	-8
22	Dog anticipates departure after judge's authorization, and handler does not give the command	-8
23	Dog anticipates departure after judge's authorization, but before handler's command	-4
24	Dog brings the wrong article or both articles more than 2 meters	-8
25	Dog chews or plays with article while bringing it back	-1
26	Dog goes around handler while bringing back the article	-0.5
27	Dog drops article while bringing it back (out of the identification zone)	-1 per fault
28	Dog drops the article at the handler's feet and does not pick it up again	-2
29	Dog does not sit to give the article or sits at the "give" command	-2
30	Handler gives brief gesture to obtain the sit	-2
31	Dog does not willingly give the article	-2
32	Dog does not bring back the article within 30 seconds of retrieve command	-8
33	Handler moves to get the article from the dog's mouth	-8
34	Supplementary retrieve command or handler goes to collect the article with his or her dog	-8 plus -5 from General Outlook

3.5 Refusal of Food on the Ground (Ring II and Ring III only) 10 points

3.5.1 Six varied pieces of food will be placed on the trial field according to the judge's instructions. They must be large enough to be seen, but no larger than a fist, and may not have a visual attraction (i.e. the exercise should be testing the dog's refusal of food, not its refusal of something that appears to be a reward tug). They may not be placed in the starting zones or landing zones of the jumps (see Figure D in Section 2.2.1, Figure G in Section 2.3.1 and Figure H in Section 2.4.1), and must be at least 1 meter away from the lines of departure for all exercises, including the point chosen for the presentation. (Chapitre 3, p. 31, Appâts au sol)

3.5.2 The dog may not lick, pick up or eat the food at any time the dog is on the trial field. Before each dog enters the field, the judge must replace any food eaten or soiled by the preceding dog. (Chapitre 3, p. 31, Appâts au sol)

3.5.3 Penalties for Refusal of Food on the Ground (Chapitre 3, p. 31, Appâts au sol):

	Infraction	Penalty
1	Dog licks, picks up or eats any piece of food on the ground	-10
2	Handler gives any command while the dog is sniffing food	-10

3.6 Refusal of Thrown Food 10 points

- 3.6.1 The handler will go to the place indicated by the judge and place the dog in a down according to the rules of placement (see section 1.12.1), with the dog facing the direction of the blind selected for the exercise. (Chapitre 3, p. 31, Appâts lancés)
- 3.6.2 The handler must go directly to the selected blind, accompanied by the deputy judge, without looking back at the dog. Once in the blind, the handler may watch the dog through a hole or slit in the blind. (Chapitre 3, p. 31, Appâts lancés)
- 3.6.3 Once the handler is hidden in the blind, four pieces of food (only one piece for Brevet) will be tossed (not projected) by a ring steward, one at a time, near the dog. The person throwing the food must at a distance of 3 meters from the dog. The dog must refuse the food without leaving its position. (Chapitre 3, p. 31, Appâts lancés)
- 3.6.4 If the dog moves, the person throwing the food shall re-approach the front of the dog at 3 meters before throwing the next piece of food. However, the food thrower must wait until the dog is immobilized in its new position. The food thrower will wait to throw a piece of food if the dog is sniffing one of the preceding pieces, until the dog raises its head. (Chapitre 3, p. 32, Appâts lancés)
- 3.6.5 If any of the pieces of food are tossed into the dog's mouth, but the dog rejects it immediately, the dog will not be penalized. (Chapitre 3, p. 32, Appâts lancés)
- 3.6.6 **Under no circumstance should the tossing of the food be violent toward the dog. The goal of the exercise is to test the dog's obedience, not its resistance to projectiles.** (Chapitre 3, p. 32, Appâts lancés)
- 3.6.7 After the dog has rejected the four pieces of food, the judge will give authorization, and the handler must return to the dog without speaking or making any gesture. The dog must remain in its place. (Chapitre 3, p. 32, Appâts lancés)
- 3.6.8 The judge will give another authorization, and the handler must command "X...heel" or whistle. **The dog and handler must depart in the direction the dog is facing for at least 3 steps.** (Chapitre 3, p. 32, Appâts lancés)
- 3.6.9 Penalties for Refusal of Thrown Food (Chapitre 3, p. 32, Appâts lancés):

	Infraction	Penalty
1	Supplementary placement commands (maximum of 4 authorized, beyond that, exercise is terminated)	-0.5 per supplementary command
2	Dog not in place after 30 seconds (even with less than the 4 supplementary commands)	exercise terminated
3	Handler does not command the initial position	-2
4	Irregular position command or dog is not in the down position when the handler departs	-10
5	Handler looks back at dog on the way to the blind	-5 per fault
6	Dog sits or stands	-1
7	Dog displaces itself more than 1 meter during the exercise	-1 per meter and -1 if Penalty 6 applies (max -10)
8	Handler shows himself or herself during the throwing of the food	-10

9	Dog eats, licks or picks up food or catches food without eating	-10
10	Dog is aggressive toward the food thrower	-10
11	Handler returns to dog without judge's authorization	-10 plus -5 from General Outlook
12	Handler runs back to dog, speaks or makes a gesture before the judge has signaled the end of the exercise	-10 plus -5 from General Outlook
13	Handler does not move away in the proper direction at the end of the exercise	-2
14	Dog moves at handler's return	-1 per meter (max -10)
15	Handler does not give heel command at the end of the exercise or dog does not heel after the handler's command	-5

3.7 General for Both Heeling Exercises

- 3.7.1 The heeling pattern will have a length of 35 to 75 meters, will have **two stops** and two angles, one to the right and one to the left (180-degree turn not allowed) followed by a final stop. Colored or numbered cones shall mark the locations of direction changes. (Chapitre 3, p. 32, Suites au pied, en laisse et sans laisse and p. 33 Suites au pied, en laisse et sans laisse)
- 3.7.2 The deputy judge will explain the path to be followed to the handler while at least 3 meters from the line of departure. (Chapitre 3, p. 32, Suites au pied, en laisse et sans laisse)
- 3.7.3 The handler will go to the place indicated by the deputy judge and place the dog according to the rules of placement ([see section 1.12.1](#)). (Chapitre 3, p. 32, Suites au pied, en laisse et sans laisse)
- 3.7.4 Once the dog is placed, the deputy judge will hand the leash or muzzle to the handler. The handler may not give any additional placement command or stay command once he or she has received the leash or muzzle from the deputy judge or the exercise will be terminated. (Chapitre 3, p. 33, Suites au pied, en laisse et sans laisse)

- 3.7.5 The proper heel position is defined as the dog's neck being even with the handler's leg. The dog is penalized for forging if its elbow passes in front of the handler's leg. The dog is penalized for lagging if the back of its skull moves behind the handler's leg. The dog is penalized for deviating if it leaves a space of more than 20 centimeters between itself and the handler. (Chapitre 1, p. 16, Chien se déplace ou avance)

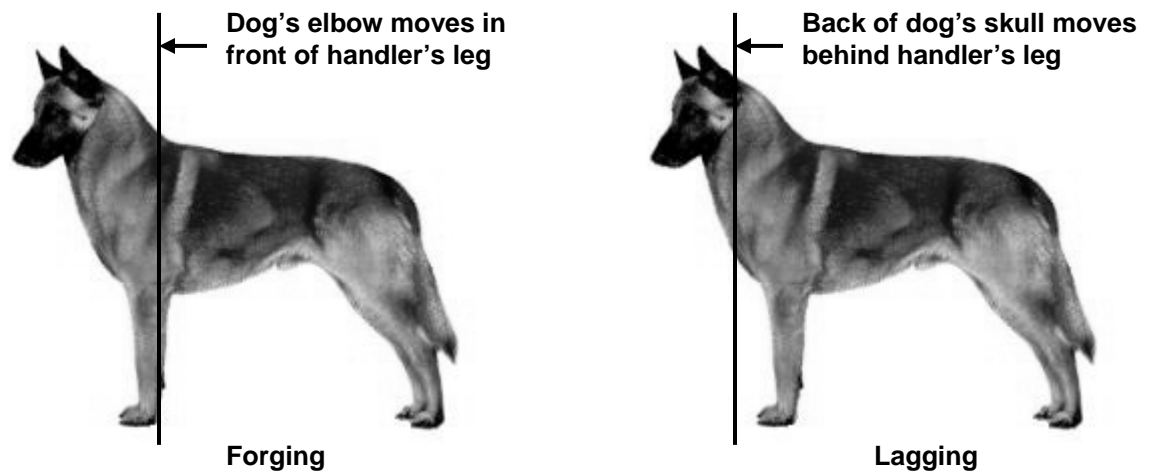


Figure J

3.8 Heel on Leash 4 points

- 3.8.1 The handler will put the leash and collar on the dog after the dog is positioned at the line of departure. The leash must be no less than .8 meters long and no more than 1 meter long. A non-choking collar must be used. (Chapitre 3, p. 33, Chien en laisse)
- 3.8.2 After the judge's authorization, the handler will command "X...heel". The dog must follow the handler on the route specified by the judge or deputy judge with a natural and constant pace. (Chapitre 3, p. 33, Suites au pied, en laisse et sans laisse)
- 3.8.3 The leash must be held in the handler's hand on the side the dog is walking. The leash may never rest on the dog's back. The end of the leash may not stick out of the handler's hand. The leash must hang freely between the dog and handler. The movement of the handler's arms must be flexible and natural. (Chapitre 3, p. 33, Suites au pied, en laisse et sans laisse)
- 3.8.4 If, during the heeling, the leash accidentally changes height or moves onto the dog's back, the judge will not penalize the dog. (Chapitre 3, p. 33, Suites au pied, en laisse et sans laisse)
- 3.8.5 The handler must stop immediately (**within a maximum three steps**) after the judge's authorization. The handler may not change the nature of his or her walk prior to the stop, and may not click his or her heels or drag his or her feet. After the judge authorizes the handler to begin walking again, the handler must start walking again naturally. (Chapitre 3, p. 33, Suites au pied, en laisse et sans laisse)
- 3.8.6 The dog must stop itself when the handler stops, but without command or intervention from the handler. The dog's elbow may not move ahead of the handler's leg. The dog must begin walking again without command when the handler begins walking. (Chapitre 3, p. 33, Suites au pied, en laisse et sans laisse)
- 3.8.7 The dog must follow the handler, on the right or the left throughout the entire route, without changing sides, forging, lagging or deviating from the handler's side. Neither the

dog nor the handler may cause the leash to tighten. (Chapitre 3, p. 33, Suites au pied, en laisse et sans laisse)

- 3.8.8 The deputy judge shall walk along with the dog and handler, but remain at a distance of at least 5 meters so as not to interfere in any way with the dog's work or worry the dog. The deputy judge will observe the dog and handler attentively to detect any unauthorized command or gesture from the handler. The deputy judge shall avoid blocking the judge's view of the competitor. (Chapitre 3, p. 33, Suites au pied, en laisse et sans laisse)
- 3.8.9 The handler must follow precisely the route specified by the deputy judge. The changes of direction must be executed naturally by circumventing the cones as indicated by the deputy judge. (Chapitre 3, p. 33, Suites au pied, en laisse et sans laisse)
- 3.8.10 [Penalties are found in the following section 3.9 Heel off Leash with Muzzle.](#)

3.9 Heel off Leash with Muzzle 8 points

- 3.9.1 The handler must use a muzzle that will not allow the dog to bite (closed end).
- 3.9.2 The Heel off Leash with Muzzle exercise will be executed in the same manner as the Heel on Leash exercise ([see section 3.8](#)). The judge, deputy judge and handler will all proceed in the same manner as for the Heel on Leash. (Chapitre 3, p. 33, Chien sans laisse et muselé)
- 3.9.3 After the judge's authorization, the handler must command "X...heel". No other command or gesture may be given to the dog for the remainder of the exercise. (Chapitre 3, p. 33, Chien sans laisse et muselé)
- 3.9.4 The dog must walk and stop with the handler as in the Heel on Leash exercise, and may not bother with the muzzle, try to take it off, or rub it against the handler's leg. The handler's arms must be flexible and natural. (Chapitre 3, p. 33, Chien sans laisse et muselé)
- 3.9.5 Penalties for Heel on Leash and Heel off Leash (Chapitre 3, p. 33 & 34, Chien sans laisse et muselé):

	Infraction	Penalty
1	Supplementary placement commands (maximum of 4 authorized, beyond that, exercise is terminated)	-0.5 per supplementary command
2	Dog not in place after 30 seconds (even with less than the 4 supplementary commands)	exercise terminated
3	Handler does not command the initial position	-2
4	Dog does not take commanded initial position	-1
5	Dog displaces itself more than 1 meter	-1
6	Difficulty to put on the leash or muzzle	-1 (leash) or -2 (muzzle)
7	Irregular command or gesture or handler is in contact with the dog or additional command at the start or during the exercise or command after leash or muzzle is handed over	-4 (leash) or -8 (muzzle)
8	End of leash sticks out from the handler's hand	-4
9	Leash is lying on the dog's back or hanging on the wrong side of the dog	-4
10	Handler does not respect the prescribed route (within a distance of 2 meters from the ideal line) or does not	-4 (leash) or -8 (muzzle)

	circumvent the flags or cones on the proper side	
11	Handler does not walk naturally	-1 (leash) or -2 (muzzle)
12	Handler clicks heels at the stops, or makes any noise	-4 (leash) or -8 (muzzle)
13	Jerking, tension or pulling the leash caused by dog or handler	-4
14	Dog bothers with muzzle or rubs it against handler's leg	-1 to -4 (depending on severity of fault)
15	Dog forges: a) intermittently b) continuously	-1 (leash) or -2 (muzzle) -2 (leash) or -4 (muzzle)
16	Dog hinders handler's walk, deviates, lags, forges once or forges at the stops, or handler doesn't stop with feet together	-0.5 per fault
17	Dog zigzags behind handler or changes side behind handler during walk	-2 (leash) or -4 (muzzle)
18	Dog changes side in front of handler	-4 (leash) or -8 (muzzle)
19	Handler changes the leash from one hand to the other	-4
20	Handler drops leash and picks it up immediately	-2
21	Handler drops leash and does not pick it up	-4

3.10 Change of Positions 20 points

- 3.10.1 The handler will go to the place indicated by the deputy judge and place the dog in the departure rectangle in the obligatory starting position (sit, down or stand) which was determined by the drawing prior to that level. The starting position must be the same for all competitors for that level. (Chapitre 3, p. 34, Exercice des positions)
- 3.10.2 The command of initial position is required; its absence is considered to be an irregular command. The handler may not depart until the dog has taken the commanded position and held it for at least 2 seconds (the 2 seconds will not be timed, but it is expected that the handler will pause to show that the dog has taken and held the position before he or she departs). The handler may not give the command while moving. The handler may give up to four supplementary position commands, but if the dog still does not take the position, the exercise will be terminated. (Chapitre 3, p. 34, Exercice des positions)
- 3.10.3 Once the dog is in position, [the handler may give an optional "stay" or "don't move" command](#). The handler will depart and walk directly, without looking back at the dog, with the deputy judge, to the 18-meter line. The handler will stand facing the dog and behind the line. (Chapitre 3, p. 34, Exercice des positions)
- 3.10.4 The dog that changes position after the handler departs, but then takes the correct position again on its own before the start of the exercise will still be penalized. If the dog changes initial position, the handler must wait for the judge's authorization to re-command the initial position; the dog will be penalized whether or not it takes the position. The dog that changes from the initial position and does not retake the initial position after the handler's command will be penalized. The handler who turns around at the 18 meter line and re-commands the initial position before the judge's authorization will be penalized for a missed position (3 points) only if the dog is not moving. If the dog is moving while the handler re-commands, it is considered an irregular command. If the dog is already in the position that the exercise is to begin with, the deputy judge will go on to the next position. (Chapitre 3, p. 34, Exercice des positions)

- 3.10.5 After the judge's authorization, the handler will command the positions to the dog without using the dog's name. The deputy judge will give the positions to the handler in a low voice, using the first letter of each position. (Chapitre 3, p. 34, Exercice des positions)
- 3.10.6 Each position will be commanded twice during the exercise. Breakdown of points for the exercise: sit, down, stand = (3 + 3 + 3) x 2 + 2 (recall) = 20 points. (Chapitre 3, p. 35, Exercice des positions)
- 3.10.7 The positions will be given in the same order to all competitors **with the deputy judge delaying no more than 2 seconds between positions**. The handler will command the prescribed positions to the dog in the same voice for all the commands. (Chapitre 3, p. 35, Exercice des positions)
- 3.10.8 The dog must take the commanded position immediately and maintain the position until the next command is given. If the dog does not take the commanded position, it will be penalized the points for that position. The handler may re-command a position only once. Any additional commands will be penalized. If, after the second command, the dog does not take the commanded position, but takes the position which is to follow, it is penalized the points for the missed position as well as the points for the following position. (Chapitre 3, p. 35, Exercice des positions)
- 3.10.9 The dog that displaces itself while changing positions will be penalized, regardless of the direction of displacement. (Chapitre 3, p. 35, Exercice des positions)
- 3.10.10 After the six positions have been commanded, the deputy judge will move away from the handler, and the judge will give authorization to recall the dog. The handler must command "X...heel" or whistle. The judge will signal the end of the exercise when the dog has returned to the handler. (Chapitre 3, p. 35, Exercice des positions)
- 3.10.11 Penalties for Change of Positions (Chapitre 3, p. 35, Exercice des positions):

	Infraction	Penalty
1	Supplementary placement commands (maximum of 4 authorized, beyond that, exercise is terminated)	-0.5 per supplementary command
2	Dog not in place after 30 seconds (even with less than the 4 supplementary commands)	exercise terminated
3	Handler moves away before dog has taken initial position or before showing that dog has held initial position	-20
4	Handler looks back at dog before reaching the 18-meter line	-5 per fault
5	Dog does not maintain initial position, but retakes it on its own	-1
6	Dog does not maintain initial position, but retakes it after handler's command after judge's authorization	-2
7	Dog does not retake initial position whether or not handler has commanded	-3 and possibly the points for the following position if the dog takes that position
8	Double command (voice plus gesture of the arm, head, body or legs)	-3 per fault
9	Position command given with the dog's name	-3 per fault
10	Dog does not execute or misses a position	-3 and possibly the points for the following position if the dog takes that

		position (see penalty 7)
11	Dog does not maintain commanded position	-3 and possibly the points for the following position if the dog takes that position (see penalty 10)
12	Supplementary position command (after the second authorized)	-5 per infraction (-20 max)
13	Dog displaces itself while changing positions	-1 per meter (by fraction of 50 centimeters moved)
14	Dog returns to handler or handler moves toward dog after execution of positions, before judge's authorization	-5
15	Dog returns to handler or handler moves toward dog after the execution of positions, after the judge's authorization	-2
16	Irregular recall command or supplementary recall command	-2 (loss of the points for the recall)
17	Dog does not execute any position	-20 (gets no points for the recall)
18	Dog has not returned to the handler within 15 seconds of the recall command	-2 (loss of the points for the recall)
19	Dog does not maintain initial position and handler re-commands <i>before</i> judge's authorization while dog is <i>not moving</i>	-3
20	Dog does not maintain initial position and handler re-commands <i>before</i> judge's authorization while dog <i>is</i> moving	exercise terminated

3.11 Absence of Handler 10 points

- 3.11.1 The position will be a down for Brevet and Ring I, and may be a sit or down for Ring II and Ring III. (Chapitre 3, p. 36, Absence du conducteur)
- 3.11.2 The handler will go to the place indicated by the deputy judge and place the dog in the obligatory starting position (a "down" for Brevet and Ring I) and the position determined by the drawing prior to the trial for Ring II and Ring III. The obligatory position command may not be accompanied by a gesture. The only commands allowed are "X...sit", "X...down" followed by an optional "stay" or "don't move" command. (Chapitre 3, p. 36, Absence du conducteur)
- 3.11.3 Once the dog is in place, the handler ([without any authorization from the judge](#)) must follow the deputy judge, without looking back at the dog, and go directly to the blind indicated by the deputy judge. Once in the blind, the handler may observe the dog through a slit or hole in the blind. The handler may not show himself or herself to the dog or make any noise. (Chapitre 3, p. 36, Absence du conducteur)
- 3.11.4 During the one-minute absence, the dog must remain in the commanded position, without moving, nor changing its position. The one minute is timed starting from the moment the handler enters the blind. (Chapitre 3, p. 36, Absence du conducteur)
- 3.11.5 After the one minute has passed, the judge will give authorization, and the handler shall return to the dog, without running, speaking, or making any gesture. The dog may not move or change position during the handler's return. Once the handler is next to the dog, the judge will give authorization, and the handler must command "X...heel" or

whistle. **The dog and handler must depart in the direction the dog is facing for a minimum of 3 steps.** (Chapitre 3, p. 36, Absence du conducteur)

3.11.6 Penalties for Absence of Handler (Chapitre 3, p. 36, Absence du conducteur):

	Infraction	Penalty
1	Supplementary placement commands (maximum of 4 authorized, beyond that, exercise is terminated)	-0.5 per supplementary command
2	Dog not in place after 30 seconds (even with less than the 4 supplementary commands)	exercise terminated
3	Handler does not command the initial position	-2
4	Handler places an object close to the dog	-10, exercise terminated
5	Irregular placement command	-10, exercise terminated
6	Handler looks back at dog on the way to the blind	-5 per fault
7	Handler makes himself or herself seen or heard in the blind	-10, exercise terminated
8	Dog, without changing position, moves or crawls during the exercise, or while the handler goes to the blind a) Less than 0.5 meter b) 0.5 meter or more	-2 -10
9	Dog changes position during the exercise or while the handler goes to the blind	-10
10	Handler speaks or makes a gesture while returning to the dog, or runs back to dog	-10
11	During the handler's return, dog displaces itself less than 2 meters or changes position	-2
12	During the handler's return, dog displaces itself 2 meters or more	-5
13	Handler does not move away in the proper direction at the end of the exercise	-2
14	Handler returns to dog before judge's authorization	-10
15	Handler does not give heel command at the end of the exercise or dog does not heel after the handler's command	-5

3.12 Send Away 12 points

3.12.1 The Send Away exercise must always be done along the longitudinal axis of the field, never laterally or diagonally. (Chapitre 3, p. 37, Envoi en avant)

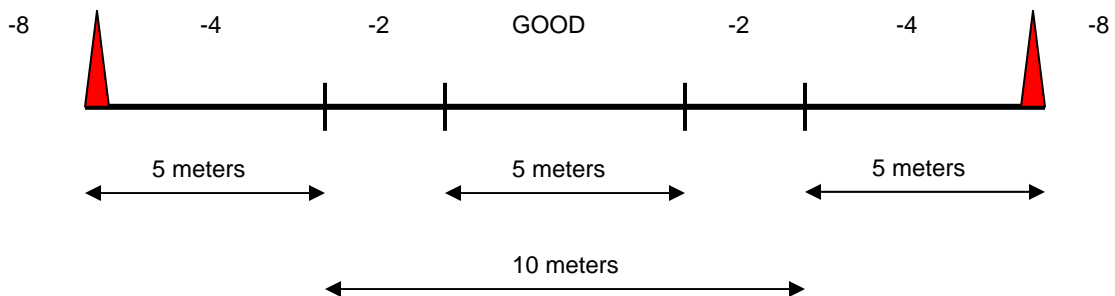
3.12.2 The handler will go to the place indicated by the deputy judge and place the dog according to the rules of placement (see section 1.12.1) behind the line. The handler may be at one of the dog's sides or behind it, but may not be touching the dog. (Chapitre 3, p. 37, Envoi en avant)

3.12.3 At the judge's authorization, the handler shall command the dog "X...in front" and the dog shall run in the direction of the parallel 30-meter line. **Only one additional send command is authorized, and it is penalized 3 points.** (Chapitre 3, p. 37, Envoi en avant) **The handler may also use a gesture to accompany the command, but will result in a penalty of -2.** (Chapitre 1, p. 14, Commandements Obligatoire)

3.12.4 The exercise is terminated if the dog does not cross the 30-meter line within 30 seconds of the handler's first send command. (Chapitre 3, p. 37, Envoi en avant)

- 3.12.5 The dog must go directly forward, without stopping, turning around or zigzagging toward the 30-meter line. The dog's entire body, **not including its tail**, must cross the 30-meter line. (Chapitre 3, p. 37, Envoi en avant)
- 3.12.6 Once the dog has crossed the 30-meter line, the handler shall recall the dog with "X...heel" or whistle without the judge's authorization. The dog must at once show an action to return to heel. (Chapitre 3, p. 37, Envoi en avant) **This means that the dog shows that it has heard / understood the recall command and returns, either by an immediate turn, arc or other. Only the dog that obviously continues its action will be penalized; this penalty is intended for the dog that continues running to the end of the field, not the dog that runs a few meters after the recall command. The dog who has crossed the 30-meter line and comes back to heel without command is penalized 2 points for the absence of the command and 2 points for the action to return. (<http://gtr.cun-cbg.com> – Les Règlements - Directives de jugement – En avant)**
- 3.12.7 The dog must return to the handler without stopping, and within 20 seconds of crossing the 30-meter line. (Chapitre 3, p. 37, Envoi en avant)
- 3.12.8 Only one additional recall command is authorized, but penalized. When the dog has immobilized next to the handler, the judge will signal the end of the exercise. (Chapitre 3, p. 37, Envoi en avant)
- 3.12.9 Diagram of the 30-meter line for the Send Away exercise (Chapitre 3, p. 37, Envoi en avant):

Figure K



- 3.12.10 Send Away Penalties (Chapitre 3, p. 37, Envoi en avant):

	Infraction	Penalty
1	Supplementary placement commands (maximum of 4 authorized, beyond that, exercise is terminated)	-0.5 per supplementary command
2	Dog not in place after 30 seconds (even with less than the 4 supplementary commands)	exercise terminated
3	Handler does not command the initial position	-2
4	Dog does not take the commanded initial position	-1
5	Handler is in contact with the dog at the start	-12
6	Dog displaces itself more than 1 meter	-1
7	Handler makes brief gesture for the departure	-2
8	Dog anticipates departure or command before judge's authorization	-12

9	Dog anticipates departure after the judge's authorization, and handler does not give command	-12
10	Dog anticipates departure after judge's authorization, but with command	-6
11	Supplementary send away command (only one authorized)	-3
12	Dog does not cross 30-meter line	-12
13	Dog crosses the line at a diagonal (see section 3.12.9): a) between the 5 meter and 10 meter marks b) between the 10 meter marks and the cones c) outside the cones	-2 -4 -8
14	Dog hooks or zigzags	-1 per fault
15	Dog begins its return before handler's recall command (regardless of whether it crosses the 30-meter line)	-2
16	Dog does not show an action to return to heel at the recall command	-1
17	Supplementary recall command (only one authorized)	-2
18	Irregular recall command	-12
19	Dog not at heel within 20 seconds (at less than 5 meters)	-2 per meter
20	Dog not at heel within 20 seconds (at more than 5 meters)	-12
21	Handler moves away before judge signals end of exercise	-2

Chapter 4 Protection Exercises

4.1 General for All Protection Exercises

- 4.1.1 A rebite is defined as the dog releasing the bite and biting again. Penalties are assessed starting at the end of the cessation command or whistle. (Chapitre 1, p. 17, Coup de dent)
- 4.1.2 A dog is considered to be slow to out if the dog does not release the bite at the cessation command, whether or not the dog thrashes (if there is no loss of contact with the decoy's suit). The penalty is based on the number of seconds on the bite starting from the end of the cessation command. (Chapitre 1, p. 17, Tarde à décrocher)
- 4.1.3 For the departure of the attacks, the decoy must be placed at a distance of 10 to 20 meters from the dog, in the middle of the field (must be 10 meters for the Fleeing Attack). (Chapitre 4, p. 38, Distance à laquelle se déroulent les différentes attaques définies par le règlement)

The attacks take place at the following distances:

- Face Attack – 30 to 50 meters
 - Stopped Attack – must be the same as the Face Attack in that trial
 - Fleeing Attack – 30 to 50 meters
 - Attack with Revolver – always 40 meters
- 4.1.4 **At all the cessations, the decoy's arms shall not be in contact with the dog's head.** (Chapitre 4, p. 38, Généralités)
- 4.1.5 For the Fleeing Attack, the decoy shall run in a straight line, with a slight curve authorized and a maximum of angle of 45 degrees. The decoy may not try to eschive or trail the baton behind him or her. The decoy must accelerate right before the dog's impact, and must always remain along the axis of the field. (Chapitre 4, p. 38, Prescriptions particulières applicables au programme de l'échelon 3 de la discipline)
- 4.1.6 The Fleeing Attack begins with the decoy at a distance of 10 meters from the dog. The judge will authorize the handler to send the dog when the decoy has advanced 5 meters. The decoy must accelerate immediately in order to catch the dog near the 30-meter line. Additionally, the decoy must take a minimum of two steps after the dog has bitten before beginning his or her work with the baton. (Chapitre 4, p. 39, Prescriptions particulières applicables au programme de l'échelon 3 de la discipline)
- 4.1.7 The rules should work in favor of the dog. If a dog is caused to lose points because of an unauthorized action performed by the decoy, the judge must rule in favor of the dog by not deducting any penalties resulting from the decoy's action, including General Outlook points. For example, on the Face Attack, the dog misses the entry bite because of a scoop and is late to bite 2 seconds. There is no penalty, including General Outlook, and the judge must warn the decoy not to repeat the unauthorized behavior. (Chapitre 4, p. 38, Généralités)

4.2 General for Brevet Protection Exercises

- 4.2.1 In order to penalize in the same way the dog that does not come back to heel in the allotted time and the dog that does not guard (if that is the choice of the handler), the same penalty of -5 must be applied. (Chapitre 4, p. 39, Prescriptions particulières applicables au programme de l'échelon 3 de la discipline)

- 4.2.2 The entry for the Face Attack in Brevet should begin with the decoy presenting a vigorous threat and taking a step forward when the dog is at a distance of 10 meters. The decoy must open the barrage when the dog is no more than 2 meters away, and a natural bite should occur (arms or legs) without esquivng, being sure to absorb the impact. Once the dog is biting, 5 or 6 nonviolent strikes from the baton will be placed on the dog, followed by some intimidating actions. (Chapitre 4, p. 39, Prescriptions particulières applicables au programme de l'échelon 3 de la discipline)
- 4.2.3 The purpose of the Brevet is to judge the dog's character and suitability for working, and, as such, must be judged rigorously. (Chapitre 4, p. 39, Prescriptions particulières applicables au programme de l'échelon 3 de la discipline)

4.3 General for Ring III Protection Exercises

- 4.3.1 The decoy is authorized to use a lateral arm push only as explained below (Chapitre 4, p. 38 & 39, Prescriptions particulières applicables au programme de l'échelon 3 de la discipline):
- 4.3.1.1 The unarmed arm (not holding the baton or revolver) may be used, after an esquiv, in a lateral motion to push away the dog. This is not to be confused with an unauthorized scoop, which is an upward motion of the arm that is expressly forbidden because it is brutal and dangerous.
 - 4.3.1.2 The lateral arm movement may be used against the dog's neck only - the dog's head may not be touched intentionally. It is forbidden for the decoy to push the dog's head during the entry for an attack.
 - 4.3.1.3 The decoy may not use a lateral arm movement to prepare for escapes (during the Attack with Revolver or Search and Escort). There is no instance in which it is allowed to push the dog with the legs, baton or armed arm.
 - 4.3.1.4 A dog that is warded off by an authorized lateral arm movement will be penalized 2 points for being 1 second slow to bite.
- 4.3.2 For both the Stopped Attack and the Guard of Object exercises, the judge will only penalize for a bite if jaw pressure is applied. (Chapitre 1, p. 17, Mordu à la Fausse attaque et à la Garde d'Objet)
- 4.3.3 Penalties for being slow to bite after an esquiv will be assessed from the moment when the dog is *at the decoy* and has the opportunity to bite. If the dog comes off the bite because of impact, it is considered an esquiv (penalty 1 point), not slow to bite. (Chapitre 4, p. 39, Prescriptions particulières applicables au programme de l'échelon 3 de la discipline)
- 4.3.4 The decoy must immobilize at the dog's name. Slow to bite or rebite penalties will be assessed after the word "out" for the Defense, Attack with Revolver and the Search, and after the word "heel" for the Face and Fleeing Attack, on the condition that the decoy is immobilized. (Chapitre 4, p. 39, Prescriptions particulières applicables au programme de l'échelon 3 de la discipline)
- 4.3.5 For the Face Attack and Fleeing Attack, the decoy shall resume working the dog if, after an out and recall, the dog returns to within 3 meters of the decoy with the intention of biting again. (Chapitre 4, p. 39, Prescriptions particulières applicables au programme de l'échelon 3 de la discipline)

- 4.3.6 Escapes are penalized 1 point per meter, and must be calculated in whole meters, with partial meters being rounded down. For example, an esquive of 1.80 meters, the penalty is -1. (Chapitre 4, p. 39, Prescriptions particulières applicables au programme de l'échelon 3 de la discipline)
- 4.3.7 For the Face Attack, an esquive of three lateral steps maximum is authorized when using the pivot. The decoy must always face the dog and show opposition. (Chapitre 4, p. 39, Prescriptions particulières applicables au programme de l'échelon 3 de la discipline)

4.4 Face Attack 30 points

- 4.4.1 The handler will go to the place indicated by the deputy judge and place the dog in a sit, down or stand just behind the line of departure, in the direction of the decoy, according to the rules of placement ([see section 1.12.1](#)). The handler may be next to or behind the dog, but never beyond the dog's shoulder and never touching the dog. (Chapitre 4, p. 39, Attaque mordante de face au bâton)
- 4.4.2 Once the dog and handler are in their places and ready for the exercise, the deputy judge will inform the judge. On the judge's signal, the decoy will move down the center of the field and will turn around at the judge's signal which authorizes the departure of the dog. (Chapitre 4, p. 39, Attaque mordante de face au bâton)
- 4.4.3 If, for some reason, the decoy should fall before the dog reaches him or her, the judge will stop the exercise at once and the handler must recall the dog immediately. The exercise will be restarted from the beginning. (Chapitre 4, p. 39, Attaque mordante de face au bâton)
- 4.4.4 The dog may not depart for the attack until the handler's command. If the dog departs prior to the judge's authorization, it will result in termination of the exercise. (Chapitre 4, p. 39, Attaque mordante de face au bâton)
- 4.4.5 Any departure after the judge's authorization but before the handler's command still requires a command or will result in termination of the exercise. (Chapitre 4, p. 39, Attaque mordante de face au bâton)
- 4.4.6 If the dog does not obey the handler's command, the handler may give a second command, but with a penalty. If the dog does not obey the second command, the exercise will be terminated. (Chapitre 4, p. 39, Attaque mordante de face au bâton)
- 4.4.7 The attack command may not be accompanied by any movement of the handler's body, or the exercise will be terminated. (Chapitre 4, p. 39, Attaque mordante de face au bâton)
- 4.4.8 Once the decoy has turned around at the judge's signal, he or she shall face the dog, begin the barrage and prepare his or her defense according to the dog's behavior. The decoy must assume a menacing attitude while taking into consideration the dog's behavior, and must never be static. (Chapitre 4, p. 39, Attaque mordante de face au bâton)
- 4.4.9 The decoy must always respect the instructions given by the judge during the dog in white. (Chapitre 4, p. 39, Attaque mordante de face au bâton)

- 4.4.10 If the dog, after the command to attack, strays from its task, it will have 20 seconds to engage the decoy. If, after 20 seconds, the dog has not engaged the decoy, the exercise will be terminated. (Chapitre 4, p. 39, Attaque mordante de face au bâton)
- 4.4.11 If the dog does not show any hesitation to bite, the decoy may use any of the following tactics in his or her defense. **In all cases, the decoy must absorb the impact of the dog's entry.** (Chapitre 4, p. 40, Attaque mordante de face au bâton)
- 4.4.11.1 Remove the barrage at the last second to prevent any injury to the dog, while offering the dog the least possible opportunity to bite. The decoy may not in any case touch the dog with his or her hands or the baton before the dog is biting.
- 4.4.11.2 Take a maximum of three lateral steps to esquire the dog, while always facing the dog and maintaining the barrage in order to avoid a brutal impact while creating an additional difficulty in requiring the dog again to come through the barrage.
- 4.4.11.3 Use the arms to block the dog to make it more difficult for the dog to get a grip without pushing it back (except after esquiving in Ring III).
- 4.4.12 If the dog slows down or appears hesitant, the decoy may do the following (Chapitre 4, p. 40, Attaque mordante de face au bâton):
- 4.4.12.1 Charge or advance toward the dog, provided that the charge is not brutal, and does not turn into a foot race or a chase.
- 4.4.12.2 Keep the dog at a distance by means of menacing behavior.
- 4.4.13 If the dog comes off the bite during the attack, the decoy may do the following (Chapitre 4, p. 40, Attaque mordante de face au bâton):
- 4.4.13.1 Charge the dog with a maximum of three steps.
- 4.4.13.2 Begin again the barrage.
- 4.4.13.3 Keep the dog at a distance with a threatening demeanor. The decoy's attitude should continue to provoke the dog to show it that the exercise is not finished.
- 4.4.14 Once the dog is on the bite, the baton should be used without brutality. The blows of the baton must be precise and must only *appear* to be brutal, and may only touch the dog on its back. The purpose is to intimidate the dog, not to hurt it. The apparent violence of the baton hits must be proportional to the level at which the dog is competing. (Chapitre 4, p. 40, Attaque mordante de face au bâton)
- 4.4.15 The use of brute force is forbidden. The decoy may employ all of his or her know-how and athletic abilities to oppose the dog, as long as he or she works within the spirit of the rules. The decoy must always exhibit honest and sportsmanlike behavior toward the dog. (Chapitre 4, p. 40, Attaque mordante de face au bâton)
- 4.4.16 The judge will start the stopwatch once the dog has the opportunity to bite, regardless of the opposition presented by the decoy. If, at the entry, the dog is esquived, the judge will wait to start the stopwatch until the dog is within a distance where it has the opportunity to bite. (Chapitre 4, p. 40, Attaque mordante de face au bâton)

- 4.4.17 The dog must maintain its bite for the duration of the attack (Chapitre 4, p. 40, Attaque mordante de face au bâton).
- 4.4.18 If the dog hesitates to bite or comes off the bite, the judge will deduct from the total time of biting, the number of seconds during which the dog was not biting in order to determine the penalty. The dog should not be penalized if it releases its bite due to an awkward or illegal move by the decoy. (Chapitre 4, p. 40, Attaque mordante de face au bâton)
- 4.4.19 During the 15 seconds of the attack, the handler may not give any command to the dog. If the decoy falls while the dog is biting, he or she should immobilize in order to allow the judge to intervene. By definition, the decoy is considered to have fallen when he or she has two knees and a hand on the ground, or is lying on his or her back, front or side. (Chapitre 4, p. 40, Attaque mordante de face au bâton)
- 4.4.20 In the event that the decoy falls, the judge will give the signal ending the exercise immediately. After this signal, the handler must, in any way necessary (by command or displacement) recover the dog. No penalty is incurred by the handler or dog once the judge has stopped the exercise. In this case, the dog will only be penalized the points for any faults that occurred before the fall, or fault incurred in regard to other biting exercises. (Chapitre 4, p. 40, Attaque mordante de face au bâton)
- 4.4.21 During the 15-second attack, if a tree, obstacle, blind, etc. interferes with the handler's view of the dog, he or she may move laterally along the line of departure as he or she chooses, but must immobilize at the judge's authorization for the recall. (Chapitre 4, p. 40, Attaque mordante de face au bâton)
- 4.4.22 At the judge's authorization signifying the end of the attack, the handler shall immediately recall the dog with an authorized recall command or whistle. The decoy shall immobilize as quickly as possible at the start of the handler's recall command to the best of his or her ability. The dog shall release the bite immediately and return to the handler within 30 seconds of the first recall command. The decoy shall remain motionless during the dog's return to the handler. Once the dog has returned to the handler and is immobile, the judge will signal the end of the exercise. (Chapitre 4, p. 40, Attaque mordante de face au bâton)
- 4.4.23 If, at the cessation, the dog releases the bite and then attacks again, the decoy shall resume working the dog. If, at the cessation, the dog releases the bite, returns toward the handler more than 3 meters and then returns toward the decoy, the decoy shall resume working the dog once the dog is at 3 meters. If the dog moves away less than 3 meters, and then returns to the decoy, the decoy must be sure of the dog's intention before resuming his or her work. (Chapitre 4, p. 40, Attaque mordante de face au bâton)
- 4.4.24 If the dog responds to the recall command by outing and guarding, or not returning to the handler, the decoy shall remain motionless without menacing or provoking the dog. (Chapitre 4, p. 40, Attaque mordante de face au bâton)
- 4.4.25 If the dog does not release the bite, the handler may give supplementary recall commands. If, after the 5 seconds following each recall command, the dog has not released the bite, the decoy shall resume working the dog. However, if the handler gives the dog another recall command before the end of the 5 seconds, the decoy shall remain motionless for another 5 seconds. (Chapitre 4, p. 40, Attaque mordante de face au bâton)

- 4.4.26 The judge is obliged to terminate the exercise if the penalties have exceeded the 30 points possible for the exercise, or if the dog has not returned to the handler within 30 seconds of the first recall command. (Chapitre 4, p. 41, Attaque mordante de face au bâton)
- 4.4.27 If, instead of coming to heel, the dog lags while coming back or guards, the handler may use supplementary recall commands (which will be penalized) before the end of the 30 seconds allotted for the recall. (Chapitre 4, p. 41, Attaque mordante de face au bâton)
- 4.4.28 The dog that stops to lift his leg during its return to the handler shall be penalized General Outlook points, and will not be given any extra time to return to its handler. (Chapitre 4, p. 41, Attaque mordante de face au bâton)
- 4.4.29 **For the Brevet only**, the handler may opt for the dog to out and recall or out and guard. The handler must specify his or her choice to the judge during the presentation. (Chapitre 4, p. 41, Attaque mordante de face au bâton) *If the handler chooses an out and guard, the dog shall have the 15-second bite, and the judge will give authorization for the handler to give the dog the cessation command, "X...out". Once the dog has released the bite, the handler must command "guard". The judge will give another authorization, and the handler shall walk directly down the field to a position at least 3 meters from the dog and immobilize. Then the judge will give authorization for the handler to recall the dog.*
- 4.4.30 *The penalties for the Face Attack are found in the following section 4.5 Fleeing Attack.*

4.5 Fleeing Attack 30 points

- 4.5.1 The procedure and rules for the Fleeing Attack are identical to the Face Attack except with regard to the decoy. (Chapitre 4, p. 41, Attaque mordante fuyante au bâton)
- 4.5.2 The decoy shall continue fleeing from the dog in the direction indicated by the judge, without turning around, until the dog is on the bite. The decoy must follow the judge's directions regarding acceleration or a slight curve at a maximum of 45 degrees to absorb the dog's impact. (Chapitre 4, p. 41, Attaque mordante fuyante au bâton)
- 4.5.3 Once the dog is on the bite, the decoy must take at least two more steps before beginning to work the dog with the baton, taking care to always look at the dog as he or she strikes it, never striking blindly. (Chapitre 4, p. 41, Attaque mordante fuyante au bâton)
- 4.5.4 If at the time of entry, the dog misses the bite or releases because of speed, the decoy shall continue to flee from the dog in the direction opposite the dog. (Chapitre 4, p. 41, Attaque mordante fuyante au bâton)
- 4.5.5 Face Attack and Fleeing Attack Penalties (Chapitre 4, p. 41 & 42, Attaque mordante fuyante au bâton):

	Infraction	Penalty
1	Supplementary placement commands (maximum of 4 authorized, beyond that, exercise is terminated)	-0.5 per supplementary command
2	Dog not in place after 30 seconds (even with less than the 4 supplementary commands)	exercise terminated
3	Handler does not command the initial position	-2
4	Dog does not take the commanded initial position	-1

5	Irregular placement command	-30
6	Dog displaces itself at start of exercise <ul style="list-style-type: none"> ▪ up to 5 meters ▪ more than 5 meters 	-1 per meter -30
7	Handler is in contact with the dog at the start	-30
8	Irregular attack command	-30
9	Attack command accompanied by a <i>brief gesture</i>	-5
10	Handler changes manner of commanding, placement of himself or herself, or the placement of the dog in regard to the Stopped Attack	-20 for the Stopped Attack
11	Dog departs before judge's authorization	-30
12	Dog departs after judge's authorization, but before handler's command	-15
13	Dog departs after judge's authorization, and handler does not give command	-30
14	Additional attack command at the beginning of the exercise (only one authorized)	-5
15	Dog does not depart, in spite of the second attack command	-30
16	Dog strays from its task and does not engage the decoy within 20 seconds	-30
17	Additional attack commands while the dog is en route	-30
18	Dog is esquived or fails its entry	-1
19	Dog hesitates or is slow to bite. Points are deducted from time of biting.	-2 per second
20	Dog comes off the bite and rebites at once (quick change of grip)	-0.5 per fault
21	Dog comes off the bite and is slow to rebite. Points are deducted from time of biting.	-2 per second
22	Handler encourages the dog with voice or gesture during the exercise	-30
23	Dog comes back toward the handler or returns to heel without command	-5 (plus the points lost prior to the return)
24	Dog anticipates recall command	-5 (plus the points lost prior to anticipating)
25	Irregular recall command (command not continuous or prolonged whistle)	-30
26	Handler recalls dog that is not biting after judge's authorization	-2
27	Supplementary recall command	-2 for the first, -3 for the second, -5 for any following
28	Dog rebites	-1 per fault
29	Dog is slow to out (for fewer than 5 seconds)	-1 per second
30	Dog deliberately snatches the baton from the decoy's hand	-5
31	Dog stops during the return at more than 5 meters from the handler (within 30 seconds after the first recall)	-30
32	Dog stops during return within 5 meters of handler (within 30 seconds after the first recall)	-2 per meter
	Brevet only:	
33	Dog does not guard (if the handler informs the judge that the dog will out and guard)	-5 if at more than 2 meters

4.6 Stopped Attack 20 points

- 4.6.1 Procedures and penalties for the Stopped Attack are the same as those for the Face Attack, i.e. the placement of the dog, the position of the decoy when engaged by the dog, etc. (same distance as for the Face Attack). (Chapitre 4, p. 42, Attaque arrêtée de face au bâton)
- 4.6.2 It is not required for the same decoy to be used for both the Face Attack and the Stopped Attack, but the exercises must appear to be the same. The stopping distance will be counted starting from the beginning of the command. (Chapitre 4, p. 42, Attaque arrêtée de face au bâton)
- 4.6.3 Although the handler knows because of the drawing what exercise is being executed, he or she must command the dog in the same manner as the other attacks. It is imperative that the dog is unaware of the type of attack. Any failure of this rule will result in the termination of the exercise. In order to determine this, the judge will consider the following:
- the handler's attitude, behavior and position relative to the dog
 - the handler's tone of voice and manner of placing and commanding the dog (must be identical to the other attacks)
 - the dog's speed, behavior, conviction and trajectory toward the decoy
- All of these items must appear to be identical to the other attacks. (Chapitre 4, p. 43, Attaque arrêtée de face au bâton)
- 4.6.4 The handler may recall the dog at whatever distance he or she chooses, but the dog may not bite or bump into the decoy without penalty. The decoy will immobilize immediately at the start of the handler's recall command, and will remain motionless until the dog has returned to the handler. (Chapitre 4, p. 43, Attaque arrêtée de face au bâton)
- 4.6.5 If the dog bites, the decoy, depending on what is arranged with the judge at the beginning of the trial, shall return at once to the secretary's table or remain in place to consult with the judge. (Chapitre 4, p. 43, Attaque arrêtée de face au bâton)
- 4.6.6 If the dog does not bite, but comes back toward the decoy, the decoy may not in any case defend himself or herself or present a barrage. (Chapitre 4, p. 43, Attaque arrêtée de face au bâton)
- 4.6.7 If the dog does not bite, the distance between the dog and decoy will be determined by the judge at the moment the judge hears the start of the recall command. The closer the dog is to the decoy, the better the execution of the exercise. (Chapitre 4, p. 43, Attaque arrêtée de face au bâton)
- 4.6.8 If, after the recall command, the dog does not bite, but for some reason the decoy falls and the dog bites at this time, the judge shall not penalize the dog for biting due to the decoy's error (see section 4.4.19 for definition of decoy falling). (Chapitre 4, p. 43, Attaque arrêtée de face au bâton)
- 4.6.9 Only one recall command is authorized. The handler may use supplementary recall commands that will be penalized, but only if the dog has returned to within 5 meters or behind the line (regardless of the distance) before the end of the 30 seconds allocated

for the recall. These supplementary recall commands will be penalized the same amount as the other attacks. (Chapitre 4, p. 43, Attaque arrêtée de face au bâton)

4.6.10 The points for the Stopped Attack will be based on:

- Penalties directly related to the Stopped Attack.
- A penalty of 1.33 points per second that the dog is not biting in the Face Attack (taking into consideration that the Stopped Attack is worth 20 points) (Chapitre 4, p. 43, Attaque arrêtée de face au bâton) **For example, if the dog was not biting for 5 seconds of the 15-second bite for the Face Attack, the judge will deduct 1.33 points x 5 seconds = 6.65 points from the Stopped Attack. This is done because a “clean” Stopped Attack is of little value when performed by a dog that is hesitant to bite. (previous NARA rulebook)**

4.6.11 If the drawing of the order of exercises results in the Stopped Attack occurring before the Face Attack, the judge will wait to make notations and award points for the Stopped Attack until the Face Attack is completed. If, for some reason, the dog does not execute the Face Attack, or anticipates the departure, the judge would begin another Face Attack in order to evaluate the Stopped Attack. (Chapitre 4, p. 43, Attaque arrêtée de face au bâton) **Since the purpose of the redo Face Attack is to score the Stopped Attack, there shall be no adjustment to the points earned by the competitor in the first Face Attack.**

4.6.12 Points earned for the Stopped Attack (Chapitre 4, p. 43, Attaque arrêtée de face au bâton):

Distance from dog to decoy	Points earned
2.0 meters	20
2.5 meters	19
3.0 meters	18
3.5 meters	17
4.0 meters	16
4.5 meters	15
5.0 meters	14
5.5 meters	13
6.0 meters	12
6.5 meters	11
7.0 meters	10
7.5 meters	9
8.0 meters	8
8.5 meters	7
9.0 meters	6
9.5 meters	5
10.0 meters	4
10.5 meters	3
11.0 meters	2
11.5 meters	1

4.6.13 Stopped Attack penalties (Chapitre 4, p. 43, Attaque arrêtée de face au bâton):

	Infraction	Penalty
1	Supplementary placement commands (maximum of 4 authorized, beyond that, exercise is terminated)	-0.5 per supplementary command
2	Dog not in place after 30 seconds (even with less than the 4	exercise terminated

	supplementary commands)	
3	Handler does not command the initial position	-2
4	Dog does not take the position	-1
5	Irregular placement command	-20
6	Dog displaces itself at the start of the exercise <ul style="list-style-type: none"> ▪ up to 5 meters ▪ more than 5 meters 	-1 per meter -20
7	Handler is in contact with the dog at the start	-20
8	Irregular attack command	-20
9	Attack command accompanied by a brief gesture	-5
10	Handler changes manner of commanding, placement of himself or herself, or the placement of the dog in regard to the Face Attack	-20
11	Dog departs before judge's authorization	-20
12	Dog departs after judge's authorization, but before handler's command	-10
13	Dog departs after judge's authorization, and handler does not give command	-20
14	Additional attack command at the beginning of the exercise (only one authorized)	-5
15	Dog does not depart, in spite of the second attack command	-20
16	Dog's attitude is obviously different compared to the Face Attack	-20
17	Additional attack command while the dog is en route	-20
18	Dog bites	-20
19	Dog bumps into the decoy without biting when recall command was given at a distance greater than 2 meters	-2 (no penalty if dog is within 2 meters of decoy)
20	Dog begins its return or returns to heel without command	-20
21	Irregular recall command or command not continuous or recall after the dog has passed the decoy	-20
22	Additional recall command while dog is not within 5 meters of handler	-20
23	Supplementary recall command if the dog is within 5 meters of handler or behind line, regardless of the distance	-2 for the first, -3 for the second, -5 for any following
24	Dog stops after recall at more than 5 meters from the handler (within 30 seconds after the first recall)	-20
25	Dog is within a radius of 5 meters (within 30 seconds after the first recall)	-2 per meter from handler

4.7 Attack with Revolver attack 20 points, escapes 10 points

- 4.7.1 Procedures for the Attack with Revolver are the same as those for the Face Attack with regard to the placement and departure of the dog. (Chapitre 4, p. 44, Exercice de l'attaque au revolver avec garde au ferme)
- 4.7.2 The decoy will wait for the approaching dog after having turned around at the 40-meter line. He or she will fire a shot when the dog is approximately 12 meters away, a second shot when the dog is approximately 7 meters away, and a third when the dog is on the bite. The decoy must engage the dog in the same manner as the Face Attack while absorbing the impact and possibly esquiving the dog, according to the judge's instructions. (Chapitre 4, p. 44, Exercice de l'attaque au revolver avec garde au ferme)

- 4.7.3 For Ring III only, the lateral arm push is authorized after the initial esquivé (remember, the third shot is fired while the dog is biting). It is forbidden to push with the arm for the escapes. (Chapitre 4, p. 44, Exercice de l'attaque au revolver avec garde au ferme)
- 4.7.4 If the dog, once sent for the attack, slows down for the entry, appears hesitant to bite, or comes off the bite during the attack, the decoy may charge the dog, taking a maximum of three steps, or keep the dog at a distance with a threatening posture, without charging. (Chapitre 4, p. 44, Exercice de l'attaque au revolver avec garde au ferme)
- 4.7.5 If the decoy falls before the dog bites, the judge will stop the exercise at once and restart it. (Chapitre 4, p. 45, Exercice de l'attaque au revolver avec garde au ferme)
- 4.7.6 If the decoy falls while the dog is biting, the procedure is the same as for the other attacks. To allow for execution of the guard and the escapes, the dog shall return to the handler and be sent again to attack. The judge will signal with the horn for the cessation according to the duration of the bite prior to the decoy's fall. This second attack will not be taken into account to determine the points awarded for the attack portion of the exercise; the points awarded from the first attack are retained. At the judge's authorization for the cessation, the exercise will begin again as if the decoy had not fallen, that is to say, at the end of **10 seconds of biting**. (Chapitre 4, p. 45, Exercice de l'attaque au revolver avec garde au ferme)
- 4.7.7 At the judge's authorization, the handler shall command the cessation and the decoy shall immobilize immediately as for the other attacks. As soon as the dog releases, but not before, the handler must give the command "guard". If the dog is slow to release, it shall be penalized. The handler's command **must be split**: an obligatory command for the cessation "X...out", and *only after the dog releases*, the command "guard". If the dog does not release, after the decoy has immobilized, the handler has no other option but to command again "X...out". Each rebite, additional second of biting or additional command shall be penalized as for the other attacks, with the decoy proceeding as described in the Face Attack. Any additional "guard" command will also be penalized in the same manner as supplementary cessation commands. (Chapitre 4, p. 45, Exercice de l'attaque au revolver avec garde au ferme)
- 4.7.8 The dog, having released, must guard the decoy within a radius of 2 meters, without biting. If the dog is vigilant, the decoy must remain motionless for 10 seconds, and then, at the judge's signal, attempt the first escape, which the dog should prevent. After the judge's signal, the handler shall command immediately "X...out" and the decoy shall immobilize. Once the dog has released, the handler, like above, will command "guard". At the end of 5 seconds, if the dog remains vigilant, the judge will signal the decoy to attempt the second escape, which the dog should prevent. (Chapitre 4, p. 45, Exercice de l'attaque au revolver avec garde au ferme) **During the attempts to escape, the decoy is not allowed at any time to scoop the dog away. He or she may only block the dog with his or her arms to avoid the bite and continue the escape. The priority for this exercise is the vigilance of the dog. (<http://qtr.cun-cbg.com> – Les Règlements - Directives de jugement – Recherche et Garde au ferme)**
- 4.7.9 If the dog is not vigilant and is at a distance of more than 2 meters, the decoy shall escape without waiting the 10 seconds or 5 seconds, but may only escape at the judge's signal. (Chapitre 4, p. 45, Exercice de l'attaque au revolver avec garde au ferme)
- 4.7.10 The cessation for the second escape shall be done with the same procedure as the first. (Chapitre 4, p. 45, Exercice de l'attaque au revolver avec garde au ferme)

- 4.7.11 After the second escape, as after the first, the decoy shall remain motionless until the handler comes to disarm him or her. (Chapitre 4, p. 45, Exercice de l'attaque au revolver avec garde au ferme)
- 4.7.12 In the event that the decoy falls between the first and second escapes, the judge will sound the horn to signal the end of the exercise, and award full points to the dog, less the points lost before the fall. (Chapitre 4, p. 45, Exercice de l'attaque au revolver avec garde au ferme)
- 4.7.13 If, at the end of 5 seconds following the command of cessation, the dog has not released the bite, the decoy shall resume his or her defense, and the dog will be penalized. If the handler gives another cessation command before the end of the 5 seconds, the decoy must remain motionless for another 5 seconds. (Chapitre 4, p. 45, Exercice de l'attaque au revolver avec garde au ferme)
- 4.7.14 The judge will terminate the exercise if the penalties incurred during the initial attack exceed the 20 points allotted for that portion of the exercise, and the guard will not be executed. (Chapitre 4, p. 45, Exercice de l'attaque au revolver avec garde au ferme)
- 4.7.15 If the dog releases its bite on the cessation command, but rebites and does not release during the 10 seconds allotted for the guard after the attack, the judge will stop the exercise and will not award the dog any of the 10 points allotted for the guards and escapes. (Chapitre 4, p. 45, Exercice de l'attaque au revolver avec garde au ferme)
- 4.7.16 The handler of the dog may intervene in the same manner as previously described for a dog that has not released the bite at the cessation and the same process is followed by the decoy and the judge. If the dog releases at the handler's command, but bothers the decoy with rebites, the handler may command again, but will be penalized. (Chapitre 4, p. 45, Exercice de l'attaque au revolver avec garde au ferme)
- 4.7.17 At the end of 10 seconds or 5 seconds (second guard), if the penalties incurred do not exceed the remaining number of points allotted, the judge will signal the decoy to escape. If the dog allows the decoy to escape, the judge will penalize the dog for each meter of escape, but will have to distinguish between the meters of "free" escape which shall be penalized, and the meters of escape while the dog is biting, which are not penalized. The judge will stop the exercise once the remaining points have been lost. (Chapitre 4, p. 45, Exercice de l'attaque au revolver avec garde au ferme)
- 4.7.18 When the exercise proceeds normally, the second escape attempt having been prevented by the dog, the judge will wait 5 seconds before authorizing the handler to come, without running, to disarm the decoy and recover the dog. (Chapitre 4, p. 45, Exercice de l'attaque au revolver avec garde au ferme)
- 4.7.19 At the time of the escapes, the decoy is not required to work the dog; the goal of the exercise is to measure the dog's vigilance and not its biting, including the case of the dog that does not release. (Chapitre 4, p. 45, Exercice de l'attaque au revolver avec garde au ferme)
- 4.7.20 The absence of the command "guard" will result in the loss of 2 points for the cessation of the initial attack and for each of the two escapes (cumulative). (Chapitre 4, p. 45, Exercice de l'attaque au revolver avec garde au ferme)
- 4.7.21 Once the handler disarms the decoy, he or she must move away at least 3 meters; during this time the dog must maintain its vigilant guard. After the judge's authorization, the handler shall recall the dog with "X...heel" or whistle. Once the judge has signaled

the end of the exercise, the dog having come back to heel, the dog and handler may move away, and the handler shall give the revolver to the ring steward. (Chapitre 4, p. 45, Exercice de l'attaque au revolver avec garde au ferme)

- 4.7.22 If, after the second attempt to escape, the dog does not maintain its vigilance and strays from the decoy more than 2 meters, the judge will signal the decoy to make another escape, in order to demonstrate that the dog has not fulfilled its task until the end. Meters of escape and of distance will be penalized. (Chapitre 4, p. 45, Exercice de l'attaque au revolver avec garde au ferme)
- 4.7.23 The dog that does not bite during the initial attack will not be given the opportunity to execute the guard, and will be penalized the full 30 points for the exercise. (Chapitre 4, p. 45, Exercice de l'attaque au revolver avec garde au ferme)
- 4.7.24 If the dog bites for fewer than 5 seconds during the initial attack, split or not, it will be awarded the points for the attack, less any penalties incurred, but will not be given the opportunity to execute the guard. (Chapitre 4, p. 45, Exercice de l'attaque au revolver avec garde au ferme)
- 4.7.25 If the dog is not biting at the time of the cessation, it will be allowed to execute the guard, provided that it was biting for at least 5 seconds, split or not, during the initial attack. (Chapitre 4, p. 45, Exercice de l'attaque au revolver avec garde au ferme)
- 4.7.26 The handler who forgets to disarm the decoy will be penalized. (Chapitre 4, p. 45 & 46, Exercice de l'attaque au revolver avec garde au ferme)
- 4.7.27 The handler may move laterally behind the line of departure if any obstacle blocks his or her view of the dog, but the out and guard commands must be given when the handler is motionless behind the line. At the time of the cessations, the decoy will make every effort to make the dog visible to the handler. (Chapitre 4, p. 46, Exercice de l'attaque au revolver avec garde au ferme)
- 4.7.28 The judge will signal the end of the exercise when the dog is at heel. The decoy shall remain immobile until then. (Chapitre 4, p. 46, Exercice de l'attaque au revolver avec garde au ferme)
- 4.7.29 Attack with Revolver Penalties (Chapitre 4, p. 46 & 47, Exercice de l'attaque au revolver avec garde au ferme):

	Infraction	Penalty
1	Supplementary placement commands (maximum of 4 authorized, beyond that, exercise is terminated)	-0.5 per supplementary command
2	Dog not in place after 30 seconds (even with less than the 4 supplementary commands)	exercise terminated
3	Handler does not command the initial position	-2
4	Dog does not take the commanded initial position	-1
5	Irregular placement command	-30
6	Dog displaces itself at start of exercise <ul style="list-style-type: none"> ▪ up to 5 meters ▪ more than 5 meters 	-1 per meter -30
7	Handler is in contact with the dog at the start	-30
8	Irregular attack command	-30
9	Attack command accompanied by a <i>brief</i> gesture	-5
10	Dog departs before judge's authorization	-30

11	Dog departs after judge's authorization, but before handler's command	-15
12	Dog departs after judge's authorization, and handler does not give attack command	-30
13	Additional attack command at the beginning of the exercise (only one allowed)	-5
14	Dog does not depart, in spite of the second attack command	-30
15	Dog strays from its task after having been sent and does not engage the decoy within 20 seconds	-30
16	Additional attack commands during the exercise, while the dog is en route	-30
17	Dog is esquived or fails its entry	-1
18	Dog hesitates or is slow to bite (deducted from biting time)	-2 per second
19	Dog releases and rebites at once (quick change of grip)	-0.5 per fault
20	Dog releases and is slow to rebite (deducted from biting time)	-2 per second
21	Handler encourages the dog with voice or gesture during the exercise	-30
22	Anticipated recall or return, regardless of circumstance, before the guard	-15 and exercise terminated plus the points lost elsewhere
23	Irregular command <ul style="list-style-type: none"> ▪ before the cessation for the initial attack ▪ before the first escape ▪ before the second escape 	-30 -10 -5
24	Handler does not give the command "guard"	-2 per fault
25	Supplementary command to out or guard	-2 for the first, -3 for the second, -5 for any following
26	Cessation command when the dog is not biting	-2
27	Cessation command before the judge's authorization	-5 plus points lost elsewhere
28	Dog rebites	-1 per fault
29	Dog is slow to out for fewer than 5 seconds	-1 per second
30	Dog lifts its leg during the exercise	-5 from General Outlook
31	Commands "out" and "guard" not separated, or handler gives "guard" command while dog is biting	-5
32	Dog allows decoy to escape during guard	-1 per meter
33	Dog does not bite during the initial attack	-30
34	Dog bites fewer than 5 seconds	-2 per second while not biting plus the points lost elsewhere, no escapes and -10 for no guard
35	Dog bites 5 seconds or more during the initial attack	-2 per second while not biting plus the points lost elsewhere
36	Handler does not disarm the decoy at the end of the exercise	-2
37	Handler runs to recover the dog at the end of the exercise	-10
38	Handler does not respect the protocol of the end of the exercise	-5
39	Dog anticipates recall after the judge's authorization, but	-2

	before handler's command	
40	Supplementary recall command (only one authorized)	-2
41	Handler moves away before judge signals end of exercise	-5
42	Dog has not returned to heel within 5 seconds	-5
43	Recall anticipated before judge's authorization (dog separates from decoy more than 2 meters) (http://qtr.cun-cbg.com – Les Règlements - Directives de jugement – Recherche et Garde au ferme)	-5

4.8 Object Guard 30 points

- 4.8.1 The handler will entrust the dog to guard an empty basket that conforms to the specifications of [section 1.9.4](#). (Chapitre 4, p. 47, Exercice de la garde d'objet)
- 4.8.2 The handler must place the basket on the central point of the area of the field delimited by four concentric circles, which are intended to measure the possible displacements of the dog during the execution of the exercise. The radii of these circles shall be 1.5 meters, 2 meters, 3 meters and 5 meters. (Chapitre 4, p. 47, Exercice de la garde d'objet)
- 4.8.3 The handler shall command the dog to guard the basket with only one authorized command "X...guard". Any additional placement commands will be penalized. The handler shall depart with the deputy judge for the blind designated for the exercise, without looking back at the dog. The handler may observe the dog through a slit or hole in the blind, but may not let the dog see or hear him or her. (Chapitre 4, p. 47, Exercice de la garde d'objet)
- 4.8.4 The judge will signal the decoy to approach the object, either in a straight line, or by circling around, according to the dog's position. Throughout the exercise, the decoy may never speak to the dog; the decoy may not provoke or engage the dog outside of 5 meters. The decoy may attempt to intimidate the dog once he or she is within 5 meters of the object but without the use of artifice. The decoy shall seek to diminish the dog's vigilance by the use of ruse or by taking the basket through the use of speed, or by impressing the dog with an intimidating demeanor, if he or she deems it possible. (Chapitre 4, p. 47, Exercice de la garde d'objet)
- 4.8.5 It is the decoy's job to **take the object**, not to attack the dog, nor to make the dog lose points by trying to make it displace itself. The decoy must stop his or her advancement toward the object if the dog leaves the object to engage the decoy. The decoy may not retreat during the approach for any reason. The penalties are based on the closest point of the decoy to the dog (including the hand or any other part of the body) that occurs during the attempt, not at the moment the dog bites, especially if the decoy has retreated. The decoy shall remain on the same concentric circle until the dog has begun moving to engage the decoy, but if he or she deems it useful, may turn right or left and continue walking while observing the reaction of the dog. (Chapitre 4, p. 47 & 48, Exercice de la garde d'objet)
- 4.8.6 In the same way, if the decoy is at a distance where the dog can bite, he or she may stop walking, and may still try to obtain the basket. (Chapitre 4, p. 48, Exercice de la garde d'objet)
- 4.8.7 The lateral arm push is authorized. (Chapitre 4, p. 48, Exercice de la garde d'objet)
- 4.8.8 If the dog advances toward the decoy, the decoy may consider his or her location relative to the basket and the dog's behavior, and may use a quick esquivé to avoid the

dog and attempt to move or take the object, depending on the vigilance of the dog or the speed of its reaction. (Chapitre 4, p. 48, Exercice de la garde d'objet)

- 4.8.9 If the decoy is bitten, even if still in motion because of the attempt at moving the object, he or she is obliged to put down the object as close as possible to the location where he or she was bitten, and may not throw the object. The possible esquivings of the dog and seizing of the object are left to the decoy's discretion, after discussion and agreement with the judge. (Chapitre 4, p. 48, Exercice de la garde d'objet)
- 4.8.10 If the decoy is bitten before having taken the object, regardless of the distance, he or she must immobilize, without advancing or retreating and may not work the dog. After the dog has released, the decoy must move away to the side or backward, according to the position of the dog. After the dog has bitten and released, the decoy must not advance toward the dog or the object as this is considered to be provoking the dog. (Chapitre 4, p. 48, Exercice de la garde d'objet)
- 4.8.11 If the dog accompanies the decoy without biting, he or she must move away 5 meters from the object, and then, if any attempts remain, return for another attempt at the judge's signal. (Chapitre 4, p. 48, Exercice de la garde d'objet)
- 4.8.12 If the dog does not release after 5 seconds of the decoy having immobilized, the judge will signal the decoy to move away immediately from the object while dragging the dog, without provoking, menacing or working the dog until the dog releases the bite or the judge signals the end of the exercise. The decoy must not in any case voluntarily move the dog back toward the object. If the dog drags the decoy, he or she must go along without resisting in whatever direction the dog drags him or her. (Chapitre 4, p. 48, Exercice de la garde d'objet)
- 4.8.13 If the dog bites, then quickly releases and rebites (not to be confused with a quick release in the other attacks), the decoy shall react like previously stated, without waiting 5 seconds, and move away without working the dog by dragging it, or possibly letting himself or herself be dragged by the dog. (Chapitre 4, p. 48, Exercice de la garde d'objet)
- 4.8.14 If the decoy succeeds in taking the object, it cannot be used to menace or block the dog or to protect the decoy. The decoy must try to move away as quickly as possible until the total loss of points for the exercise, without being bitten, which is the goal of the exercise. Depending on the circumstances, if the object has been taken, the decoy may impress the dog with an intimidating demeanor or diminish its vigilance to obtain the same result. If the decoy is not bitten, he or she may not confuse the dog by placing the object on the ground, only to pick it up again. (Chapitre 4, p. 48, Exercice de la garde d'objet)
- 4.8.15 If the decoy is bitten after picking up the object, he or she must place it back on the ground immediately and immobilize, as discussed previously, then move away at least 5 meters from the object. (Chapitre 4, p. 48, Exercice de la garde d'objet)
- 4.8.16 The number of attempts to take the object is always three. The attempts may be made with the decoy's hands or feet at the decoy's discretion, according to the circumstances and the instructions of the judge. The decoy should act as an opportunist, taking into consideration his or her perception of the dog's level of vigilance and distraction. There is no stereotype for the decoy's work. He or she may attempt to surprise the dog with speed of execution or diminish the dog's suspicion with an appropriate behavior. The main rule, or the decoy's goal, is to take the object and not get bitten. The decoy may use any method on the condition that there is no menace or provocation outside of the 5-

meter radius and it conforms to the judge's instructions. (Chapitre 4, p. 48, Exercice de la garde d'objet)

- 4.8.17 The dog's work is the most successful if it bites the decoy with conviction as close as possible to the object. (Chapitre 4, p. 48, Exercice de la garde d'objet)
- 4.8.18 If the dog successfully keeps the object, the judge will authorize the handler to return, without running, to recover the dog. During this time, the decoy must remain motionless on the field. At the end of the exercise, the handler **must wait for the judge's authorization to pick up the object, then command the dog to heel (or whistle), and move away at least 3 steps.** (Chapitre 4, p. 48, Exercice de la garde d'objet)
- 4.8.19 If the dog inhibits the handler from taking the object, it will be penalized. If the dog has not guarded the object, the judge will signal to the handler that the exercise is finished. (Chapitre 4, p. 48, Exercice de la garde d'objet)
- 4.8.20 The dog is considered to have bitten if, at a minimum, it has given a sure bite (one jaw pressure). (Chapitre 4, p. 48, Exercice de la garde d'objet)
- 4.8.21 There are three types of penalties for each attempt. The total penalty is the sum of the three types of penalties for each of the three attempts (the penalties are cumulative for all three attempts). (Chapitre 4, p. 48 & 49, Exercice de la garde d'objet)
- 4.8.21.1 The dog may be penalized according to the distance at which the dog bites in regard to the position of the basket. (Chapitre 4, p. 48, Exercice de la garde d'objet)
- 4.8.21.2 The dog may be penalized according to the displacement of the dog relative to the position of the basket, and the penalties are cumulative if the reasons are different. However, if the dog moves away from the basket several times during the same attempt, only the greatest distance will be penalized. (Chapitre 4, p. 49, Exercice de la garde d'objet)
- 4.8.21.3 The dog shall be penalized for displacement of the basket whether it is caused by the dog or the decoy. The penalties are cumulative if the reasons are different. (Chapitre 4, p. 49, Exercice de la garde d'objet)
- 4.8.22 The dog that destroys the basket completely shall be penalized all of the points for the exercise. The dog that bites or chews on the basket shall be penalized. (Chapitre 4, p. 49, Exercice de la garde d'objet)
- 4.8.23 The handler who allows the dog to see or hear him or her before the judge's authorization shall be penalized all of the points for the exercise. (Chapitre 4, p. 49, Exercice de la garde d'objet)
- 4.8.24 The handler who gives the dog an irregular command, or who runs back toward the object to recover the dog will be penalized all of the points for the exercise. (Chapitre 4, p. 49, Exercice de la garde d'objet)
- 4.8.25 The handler who leaves the blind to encourage the dog at the moment the decoy is taking the object will be penalized all of the points for the exercise. (Chapitre 4, p. 49, Exercice de la garde d'objet)
- 4.8.26 The handler who does not recall the dog to heel at the end of the exercise, as well as the dog that does not return to heel (in the case of the dog that is at a distance from the

object when the handler returns), shall be penalized. (Chapitre 4, p. 49, Exercice de la garde d'objet)

4.8.27 For the case of a dog that prevents the decoy from taking the basket without biting

- by holding the basket in its mouth,
- by standing over the basket to cover it with its body,
- by lying down on the basket,
- by placing one or more paws in or on the basket,

to avoid ambiguity, the decoy must show that the dog's vigilance is fictitious and not genuine. (Chapitre 4, p. 49, Exercice de la garde d'objet)

4.8.28 If the decoy takes the basket in hand (fingers closed around the basket to hold it, without necessarily lifting it (<http://gtr.cun-cbg.com> – Les Règlements - Directives de jugement – Page 49, garde d'objet)) for more than 5 seconds (as timed by the judge), without a reaction from the dog, a penalty will be applied. After a sign from the judge, the decoy must try to move the basket at least 20 centimeters (in one action (<http://gtr.cun-cbg.com> – Les Règlements - Directives de jugement – Page 49, garde d'objet)) without reaction from the dog in order to show that the dog is not fulfilling its task, or attempt a quick displacement of the basket (but once this action is started, he or she may not stop to attempt another ruse). (Chapitre 4, p. 49, Exercice de la garde d'objet)

4.8.29 Points shall be evaluated based on the part of the decoy's body that is closest to the object. (Chapitre 4, p. 49, Exercice de la garde d'objet) For example, the decoy's hand comes within 1.50 meters of the object (that is, inside the smallest circle) while his or her feet remain at 2 meters, the dog may not be penalized if it goes out to bite at that time or any time thereafter during that attempt. (<http://gtr.cun-cbg.com> – Les Règlements - Directives de jugement – Page 49, garde d'objet)

4.8.30 Displacement of the object by the decoy will only be penalized as a displacement when the dog is not biting. (Chapitre 4, p. 49, Exercice de la garde d'objet)

4.8.31 The total time for the three attempts is 5 minutes, which begins once the handler arrives at the blind. A single attempt may not last longer than 2 minutes. (Chapitre 4, p. 49, Exercice de la garde d'objet)

4.8.32 Guard of Object Penalties (Chapitre 4, p. 49 & 50, Exercice de la garde d'objet):

	Infraction	Penalty
1	Supplementary placement commands (maximum of 4 authorized, beyond that, exercise is terminated)	-0.5 per supplementary command
2	Dog not in place after 30 seconds (even with less than the 4 supplementary commands)	exercise terminated
3	Irregular placement command	-30
4	Handler does not command the word "guard"	-2
5	Handler looks back at the dog while going to the blind	-5 per fault
6	Handler makes his or her presence in the blind known to the dog either visually or audibly, or handler leaves the blind before the judge's authorization	-30
7	Dog allows displacement of the basket	-2 per meter beginning after the first meter
8	Dog displaces itself or allows itself to be dragged away	-1 per meter

		beginning after the first meter
9	Dog deliberately moves the basket	-1 per meter beginning after the first meter
10	Dog destroys the basket	-30
11	Dog bites the basket	-1 to -5 depending on the severity
12	Dog blocks the basket and allows the decoy to hold it with his or her hand for more than 5 seconds	-5 per attempt
13	Dog blocks the basket and allows the decoy to move it with his or her hand more than 20 centimeters without a reaction, after 5 seconds	-30
14	Dog is at a distance from the object at the moment the judge signals the handler's return (there is no 1-meter allowance, the penalty is applied for the first meter) (http://gtr.cun-cbg.com – Les Règlements - Directives de jugement – Page 49, garde d'objet)	-1 per meter
15	Handler runs to recover the dog	-30
16	Handler commands dog without authorization	-5
17	Dog inhibits recovery of the object	-1
18	Handler does not respect the protocol in regard to recovery of the object	-5
19	Supplementary heel command or whistle (only 1 authorized, any more results in loss of the 5 points allotted to the recall)	-2
20	Dog is not at heel within 5 seconds or does not remain at heel for at least 3 steps	-5
21	Handler moves away before dog is at heel	-5

4.8.33 For each of the three attempts, the dog shall be penalized 2.5 points per meter beyond 1 meter (minimum increment 50 centimeters) per fault. For example, the dog bites at a distance from the object between 3.5 meters and 4.0 meters. The penalty shall be calculated as (3.5 meters – 1 meter) X 2.5 points per meter = 6.25 points. (Chapitre 4, p. 50, Exercice de la garde d'objet)

4.9 Search and Escort search and bark, 10 points, escort, 30 points

4.9.1 Diagram of the blinds (Chapitre 4, p. 50, Exercice de la recherche):

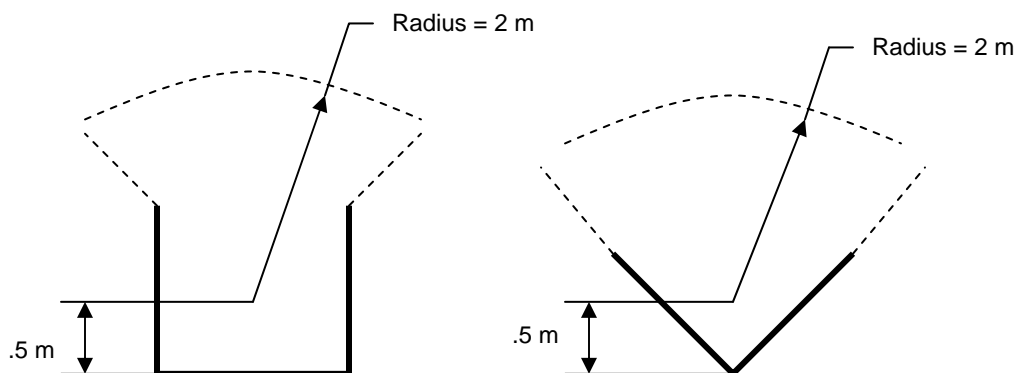


Figure L

- 4.9.2 The dog must discover a decoy hidden on a closed field and signal the decoy's presence by barking. It will then have to accompany the decoy with vigilance and intercept him or her as quickly as possible when he or she tries to flee. (Chapitre 4, p. 51, Exercice de la recherche)
- 4.9.3 The Search can be executed by a decoy on which the dog has not yet worked. (Chapitre 4, p. 51, Exercice de la recherche)
- 4.9.4 The time allotted to the dog to bark is the total time for the Search ([see section 4.9.17](#)). (Chapitre 4, p. 51, Exercice de la recherche)
- 4.9.5 The instructions given to the decoy by the judge must be applied scrupulously: no abusive use of the hands, no turning completely around, no brutal changes of demeanor, no pushing with the arms or legs in order to escape, no stepping over the dog during the escort. (Chapitre 4, p. 51, Exercice de la recherche)
- 4.9.6 In the case of a dog placed between the legs for the escort, the decoy may attempt to get clear of the dog (step over) the dog to escape (**maximum of three times between each escape**). (Chapitre 4, p. 51, Exercice de la recherche)
- 4.9.7 It is prohibited for the decoy to knee the dog. (Chapitre 4, p. 51, Exercice de la recherche)
- 4.9.8 During the escape attempts, the decoy does not have to work the dog; the goal of the exercise is to measure the dog's vigilance, not its biting. (Chapitre 4, p. 51, Exercice de la recherche) [During the attempts to escape, the decoy is not allowed at any time to scoop the dog away. He or she may only block the dog with his or her arms to avoid the bite and continue the escape. The priority for this exercise is the vigilance of the dog. \(<http://qtr.cun-cbg.com> – Les Règlements - Directives de jugement – Recherche et Garde au ferme\)](#)
- 4.9.9 The handler and dog, accompanied by the deputy judge, will leave the field to allow the decoy to hide in accordance with the judge's instructions. (Chapitre 4, p. 51, Exercice de la recherche)
- 4.9.10 After the judge's authorization, the handler and dog shall return to the field and place the dog at the location indicated by the deputy judge (the handler has the choice of which direction to face the dog, but must face himself or herself in the same direction). The dog must be placed (sitting, standing or down) and the handler is obliged to be behind or beside the dog. (Chapitre 4, p. 51, Exercice de la recherche)
- 4.9.11 At the judge's authorization, the handler will send the dog to search with the obligatory command "X...search and bark". (Chapitre 4, p. 51, Exercice de la recherche)
- 4.9.12 The rules for the start of the Search exercise are the same as for the start of the other attacks. The handler may use only one supplementary command to send the dog at the beginning of the exercise and one to re-send during the exercise, which will be penalized. (Chapitre 4, p. 51, Exercice de la recherche)
- 4.9.13 If the dog leaves the field, in spite of the precautions of the organizer, the handler may recall the dog and be penalized for a supplementary send command, but the judge will not stop the stopwatch. None of these commands may be accompanied by a gesture or a movement of the body or a penalty will be applied. (Chapitre 4, p. 51, Exercice de la recherche)

- 4.9.14 The handler may watch the dog search, but may not influence the dog in any way, nor move from the departure location. (Chapitre 4, p. 51, Exercice de la recherche)
- 4.9.15 During the dog's search, the decoy must remain upright, facing the dog, perfectly motionless and silent in the blind. (Chapitre 4, p. 51, Exercice de la recherche)
- 4.9.16 If the dog does not find the decoy in the allotted time, the judge will signal to the handler that the exercise is finished. (Chapitre 4, p. 51, Exercice de la recherche)
- 4.9.17 The time allotted will be exactly the same for all competitors, and is based on the size of the field: up to 3000 square meters = 2 minutes, from 3000 to 4000 square meters = 2.5 minutes, from 4000 to 5000 square meters = 3 minutes and greater than 5000 square meters = 4 minutes. (Chapitre 4, p. 51, Exercice de la recherche)
- 4.9.18 If the dog finds the decoy, he or she may not provoke it in any way. (Chapitre 4, p. 51, Exercice de la recherche)
- 4.9.19 If the dog, without having barked, bites the decoy one or more times, the decoy must wait 5 seconds before escaping from the blind while firing a shot. This is to allow the dog an opportunity to bark during the 5 seconds. (Chapitre 4, p. 51, Exercice de la recherche)
- 4.9.20 If the dog barks, then bites one or more times, or bites and holds its grip, the decoy shall escape from the blind at once by firing a shot, and the exercise will proceed as described below like it would with a dog that discovered the decoy normally and barks without biting. (Chapitre 4, p. 51, Exercice de la recherche)
- 4.9.21 If the dog barks, does not bite, and does not guard the decoy within a radius of 2 meters, the decoy, after a signal from the judge, shall escape from the blind and put the maximum possible distance between himself or herself and the dog. He or she will fire a shot only if engaged by the dog. (Chapitre 4, p. 51, Exercice de la recherche)
- 4.9.22 If the dog clearly discovers the decoy, does not bark, does not bite, and abandons its guard at a distance of more than 2 meters, the judge will signal the decoy to escape. Under the best conditions, the decoy will act as described above. The dog shall be penalized 5 points for not barking in addition to the meters for the escape. (Chapitre 4, p. 51, Exercice de la recherche)
- 4.9.23 If the dog, having found the decoy, guards without biting, but does not bark, the judge, at the end of the allotted time, will authorize to the handler to go to the place indicated 5 meters from the blind (marked on the ground), without running. The dog shall be penalized 5 points for not barking, but the exercise will continue normally. (Chapitre 4, p. 51, Exercice de la recherche)
- 4.9.24 If the dog executes the search perfectly, that is to say, if it finds the decoy, barks, does not bite and guards vigilantly, after a signal from the judge, the handler will go to the place indicated 5 meters from the blind (marked on the ground). The decoy will wait, without moving until the judge indicates to him or her that the handler is at the 5-meter mark. The decoy will escape and fire a shot with his or her arm in the air. The decoy will make every effort to make the dog visible to the handler for the cessation. (Chapitre 4, p. 51, Exercice de la recherche)
- 4.9.25 The cessation command shall be given by the handler at the judge's authorization and the decoy shall immobilize at the beginning of the command. This will be the same for all the escapes. (Chapitre 4, p. 51, Exercice de la recherche)

- 4.9.26 It is the responsibility of the judge to evaluate as precisely as possible the meters of “free” escape and the meters of escape that occur with the dog biting; the latter is not taken into account for the calculation of the penalties. (Chapitre 4, p. 51, Exercice de la recherche)
- 4.9.27 The handler shall disarm the decoy and move away a minimum of 3 meters behind the decoy, who will remain where he or she is standing. In the event that the handler forgets to disarm the decoy, the judge will ask the handler to do so and apply the appropriate penalty. (Chapitre 4, p. 51, Exercice de la recherche)
- 4.9.28 The decoy, after a signal from the judge, will begin walking the prescribed course, escorted by the dog, ultimately to return to the secretary’s table. The handler is obliged to follow the dog and decoy, always staying at least 3 meters behind, never in front or beside. (Chapitre 4, p. 51, Exercice de la recherche)
- 4.9.29 The judge shall indicate to the decoy when to resume walking as the judge has the best view of the exercise. (Chapitre 4, p. 51, Exercice de la recherche)
- 4.9.30 The escape attempts are left to the decoy’s initiative as he or she alone can best perceive the reactions of the dog during the escort. For this same reason, it goes without saying, that during a static phase after a cessation, in the case of a dog which is obviously not vigilant, the decoy should take advantage by escaping. (Chapitre 4, p. 51 & 52, Exercice de la recherche)
- 4.9.31 The guarding of the decoy during the escort is left to the dog only; its effectiveness will be a function of the dog’s vigilance and reaction speed. (Chapitre 4, p. 52, Exercice de la recherche)
- 4.9.32 The handler must never obstruct the decoy’s walk or attempts to escape, nor influence the dog with his or her behavior. The handler is obliged to stop at each escape attempt, then command the cessation after the judge’s authorization. He or she will then move to the appropriate place behind the decoy who will then resume walking after the judge’s signal. (Chapitre 4, p. 52, Exercice de la recherche)
- 4.9.33 If the handler finds himself or herself facing the decoy as a result of the escape, the handler shall not be penalized, but must move at once, after the cessation, to the appropriate place behind the decoy so that the exercise can continue. (Chapitre 4, p. 52, Exercice de la recherche)
- 4.9.34 In the event that the decoy falls during one of the escapes, the judge will stop the exercise at once. The handler will place the dog in a down, and help the decoy to get up if needed. Once the decoy is standing, the handler shall return the dog to its guard, then move to the appropriate place behind the decoy. The exercise will continue to the end, regardless of the time of the fall. The possible bites of the dog and any commands from the handler during the resumption of the guard shall not be penalized. (Chapitre 4, p. 52, Exercice de la recherche)
- 4.9.35 Any questionable behavior by the handler shall be regarded as an irregular command and will result in termination of the escort. (Chapitre 4, p. 52, Exercice de la recherche)
- 4.9.36 In the same spirit, the decoy shall walk at a normal pace. His or her behavior shall not provoke the dog to make a mistake. (No brutal accelerations or decelerations, no changes of direction except those specified by the judge). (Chapitre 4, p. 52, Exercice de la recherche)

- 4.9.37 During the escort, the decoy shall attempt to escape a second, third and fourth time. These attempts are left to the discretion of the decoy. It is the responsibility of the decoy to present all dogs for the same level at a given trial approximately the same difficulties at the same locations during the escort. (Chapitre 4, p. 52, Exercice de la recherche)
- 4.9.38 Each dog has its own manner of working; the decoy should study the dog's behavior, test its vigilance and take advantage of the slightest lapse of attention to seize the opportunity for an escape. (Chapitre 4, p. 52, Exercice de la recherche)
- 4.9.39 Esquives are obviously permitted. Moreover, if the dog abandons the decoy at a distance of more than 2 meters after the obligatory escape attempts during the escort, the judge will signal to the decoy to escape, and the dog shall be penalized as during the other escapes. (Chapitre 4, p. 52, Exercice de la recherche)
- 4.9.40 During the escort, the decoy must mentally count the number of extra bites in order to be able to report them to the judge. (Chapitre 4, p. 52, Exercice de la recherche)
- 4.9.41 At the end of the prescribed course, the judge will give authorization for the handler to stop the dog and decoy approximately 10 meters from the secretary's table. The handler will command the dog "X...out" followed by an obligatory position command and guard command. (Chapitre 4, p. 52, Exercice de la recherche) **If the dog does not take the commanded position, it is penalized 1 point. If the handler re-commands, it is considered to be training on the field, and is penalized 5 points from General Outlook.** (<http://gtr.cun-cbg.com> – Les Règlements - Directives de jugement – Recherche)
- 4.9.42 The handler shall take the revolver to the secretary's table without turning around or looking back at the dog until the revolver is placed on the table. **Then the handler must return to a minimum distance of 3 meters from the dog.** The judge will give authorization and the handler shall command the dog "X...heel" or whistle. (Chapitre 4, p. 52, Exercice de la recherche)
- 4.9.43 The exercise is finished at the judge's signal, once the dog is at heel. The decoy must remain immobile until that time. If, during this time, the dog does not maintain the guard within a radius of 2 meters, the judge will signal to the decoy to escape again as the dog is not fulfilling its duty until the end of the exercise. Meters of escape and distance shall be penalized in the same manner as the escort. (Chapitre 4, p. 52, Exercice de la recherche)
- 4.9.44 If, in spite of precautions taken by the organizers, the dog, instead of discovering the decoy in the blind on the field, discovers the second decoy in an area off the field, the second decoy shall participate in the exercise in place of his or her colleague. He or she will conform to the judge's instructions. (Chapitre 4, p. 52, Exercice de la recherche)
- 4.9.45 Search and Escort Penalties (Chapitre 4, p. 52-54, Exercice de la recherche)

	Infraction	Penalty
1	Supplementary placement commands (maximum of 4 authorized, beyond that, exercise is terminated)	-0.5 per supplementary command
2	Dog not in place after 30 seconds (even with less than the 4 supplementary commands)	exercise terminated
3	Handler does not command the initial position	-2
4	Dog does not take the initial commanded position	-1
5	Irregular placement command	-40

6	Dog displaces itself at the start <ul style="list-style-type: none"> ▪ less than 5 meters ▪ 5 meters or more 	-1 per meter -40
7	Handler is in contact with the dog at the start	-40
8	Irregular search and bark command	-40
9	Brief gesture for send at the start	-5
10	Dog departs before judge's authorization	-40
11	Dog departs after judge's authorization, but before handler's command	-10
12	Dog departs after judge's authorization, and handler does not give command	-40
13	Additional search command at the beginning of the exercise (only one authorized)	-5
14	Dog does not depart, in spite of the supplementary command	-40
15	Additional search command during the exercise (re-send) (only one authorized)	-5
16	Handler influences dog during the search, or gives an irregular command	-40
17	Dog does not find the decoy in the allotted time	-40
18	Dog finds the decoy, barks then bites	-2.5
19	Dog finds the decoy, bites then barks	-5
20	Dog finds the decoy, does not bark, and bites	-7.5
21	Dog finds the decoy, does not bite, but does not bark	-5
22	Dog finds the decoy and barks, but does not guard within a radius of 2 meters	-1 per meter of escape of the decoy
23	Dog finds the decoy, does not bark, does not bite and does not guard within a radius of 2 meters	-5 for not barking and -1 per meter of escape of the decoy
24	Handler runs while going to the blind	-10
25	Handler is not placed on the "X" marked 5 meters from the blind	-5
26	Dog is hesitates in front of the decoy or is afraid of the shots	-10
27	Handler forgets to disarm decoy	-2
28	Dog allows decoy to escape	-1 per meter
29	Rebite or continued biting	-2 per fault or per second
30	Dog is slow to out	-2 per second
31	Handler is not behind the decoy or is closer than 3 meters during the escort	-30
32	Handler does not immobilize when the decoy escapes (tolerance of 1 step)	-2 per fault
33	Handler commands the cessation before the judge's authorization	-5 per fault
34	Command for cessation when the dog is not biting	-2 per fault
35	Extra cessation command	-2 for the first, -3 for the second and -5 for any additional (per escape)
36	Handler does not command dog to guard or give the obligatory position command at the end of the escort (this penalty may only be deducted once (i.e., not once for the	-2

	position and once for the guard)) (http://gtr.cun-cbg.com – Les Règlements - Directives de jugement – Recherche)	
37	Dog does not take the commanded position	-1
38	Handler looks back while taking the revolver to the secretary's table or does not put it down himself or herself	-5
39	Supplementary recall command (only one authorized)	-2; if more than once loss of 5 points allotted for recall
40	Handler does not respect the protocol for the end of the exercise	-5
41	The dog is not at heel within 5 seconds	-5
42	Recall anticipated after the judge's authorization but before command	-2
43	Handler does not give recall command at the end of the exercise	-5
44	Handler moves away before judge signals the end of the exercise	-5
45	Recall anticipated before judge's authorization (dog separates from decoy more than 2 meters) (http://gtr.cun-cbg.com – Les Règlements - Directives de jugement - Recherche et Garde au ferme)	-5

4.10 Defense of Handler 30 points

- 4.10.1 While the decoy puts himself or herself in place, the handler and dog shall go to the location indicated by the deputy judge and place the dog at the point of departure, according to the rules of placement for all the exercises (see section 1.12.1) (Chapitre 4, p. 54, Defense du conducteur, Relation de l'exercice).
- 4.10.2 At the judge's authorization, the handler shall command the dog "X...heel" and depart in the direction indicated by the deputy judge. The decoy shall move toward the dog and handler without provocation of any kind, while conforming to the judge's instructions. The dog must remain at heel and the handler may not give any command after the departure. The handler and decoy shall walk with an even and natural step. (Chapitre 4, p. 54, Defense du conducteur, Relation de l'exercice)
- 4.10.3 The decoy shall approach the handler and initiate conversation with the handler once he or she is within 3 meters. The handler must immobilize at the start of the conversation with the decoy (tolerance of 1 step), but not before (penalty of 5 points from General Outlook). The conversation shall last approximately 10 seconds and will be concluded by a signal from the judge. (Chapitre 4, p. 54, Defense du conducteur, Relation de l'exercice) **The dog that places itself between the handler's legs during the conversation may not be penalized. On the contrary, the dog that places itself between the handler's legs before or after the conversation would cause the handler to have an unnatural walk, which is penalized. There is a 1-meter allowance for the dog to enter or exit the position between the handler's legs. During the attempts to escape, the decoy is not allowed at any time to scoop the dog away. He or she may only block the dog with his or her arms to avoid the bite and continue the escape. The priority for this exercise is the vigilance of the dog. (<http://gtr.cun-cbg.com> – Les Règlements - Directives de jugement – Defense of Handler)**
- 4.10.4 The decoy shall move away 5 steps by continuing his or her route without obstructing the walk of the handler, who must immediately continue in the initial direction,

accompanied by the dog, without modifying his or her pace or behavior, and without speaking to the dog. (Chapitre 4, p. 54, Defense du conducteur, Relation de l'exercice)

- 4.10.5 The decoy shall approach the handler without running, threatening, or passing the handler. As soon as the decoy is at 1 meter, he or she will clearly hit the handler with one or two hands from behind (depending on the level). The aggression must be made with one hand for Brevet (as the other arm will be raised to fire the shot), and with two hands for Ring I and Ring II. For Ring III, the aggression must be obvious, may be performed with one hand and must be only on the handler's back. (Chapitre 4, p. 54, Defense du conducteur, Relation de l'exercice)
- 4.10.6 For all the levels, the attack must be perfectly audible. (Chapitre 4, p. 54, Defense du conducteur, Relation de l'exercice)
- 4.10.7 The decoy should not flee after the attack, but may use his or her skills or speed to avoid the dog's bite by esquivng or retreating a maximum of two steps after the aggression in order to set up an opposition. The decoy may not remain static once bitten. (Chapitre 4, p. 54, Defense du conducteur, Relation de l'exercice)
- 4.10.8 The decoy may not grab or hug the handler. (Chapitre 4, p. 54, Defense du conducteur, Relation de l'exercice)
- 4.10.9 The dog must bite the decoy spontaneously. (Chapitre 4, p. 54, Defense du conducteur, Relation de l'exercice)
- 4.10.10 After the aggression, the handler must move away at least 3 meters from the action. The handler may not encourage the dog (except for the Brevet, but only once the dog is biting). (Chapitre 4, p. 54, Defense du conducteur, Relation de l'exercice)
- 4.10.11 10 seconds after the aggression, the judge will give authorization for the cessation. The handler must immobilize and command at once "X...out". The decoy shall immobilize at the handler's command. (Chapitre 4, p. 54, Defense du conducteur, Relation de l'exercice)
- 4.10.12 The dog must release the bite and guard within a radius of 2 meters for 5 seconds. At the judge's authorization, the handler must recall the dog with "X...heel" or a whistle. The judge will signal the end of the exercise when the dog is at heel and immobile. (Chapitre 4, p. 54, Defense du conducteur, Relation de l'exercice)
- 4.10.13 Defense of Handler Penalties (Chapitre 4, p. 54 & 55, Defense du conducteur, Relation de l'exercice)

	Infraction	Penalty
1	Supplementary placement commands (maximum of 4 authorized, beyond that, exercise is terminated)	-0.5 per supplementary command
2	Dog not in place after 30 seconds (even with less than the 4 supplementary commands)	exercise terminated
3	Handler does not command the initial position	-2
4	Dog does not take the initial commanded position	-1
5	Dog displaces itself more than 1 meter	-1
6	Irregular placement command	-30
7	Handler is in contact with the dog at the start	-30
8	Irregular command	-30
9	Dog moves ahead of the handler en route to the meeting	-30 if 5 meters or more, -2 per meter if less than 5

		meters
10	Dog bites before conversation	-30
11	Command before the end of the conversation or handler exhibits unnatural behavior	-15
12	Dog bites during the conversation	-15
13	Command between the conversation and the aggression	-10
14	After the conversation, dog separates, but returns on its own	-0.5 per meter
15	After the conversation, dog goes to the front of the decoy and escorts him or her without biting	-1 per meter (max -5)
16	Dog bites after conversation	-10 if decoy is departing (regardless of distance), -2 per meter if decoy is approaching
17	Handler exhibits unnatural behavior or pace before or after the conversation	-5
18	Handler encourages dog on the bite	-30 (except for Brevet, but only authorized once dog is biting)
19	Dog does not defend the handler or does not succeed in biting the decoy within 10 seconds	-30
20	Dog succeeds in biting before the 10 th second	-2 per second of not biting
21	Dog releases the bite (whether or not it bites again)	-2 per second of not biting
22	Handler is placed less than 3 meters from the action during the defense or at the moment of cessation	-5
23	Handler does not immobilize at judge's authorization for the cessation	-5
24	Dog rebites after cessation	-2
25	Dog anticipates cessation command	-5
26	Dog is slow to out	-2 per second
27	Supplementary cessation command	-2 for the first, -3 for the second, -5 for any following
28	Dog not biting at the cessation command	-2
29	Handler does not command dog to heel at the end of the exercise	-5
30	Supplementary recall command	-2 (only one authorized), any more, -5 (points allocated for the recall)
31	Dog does not guard during the 5 seconds after the cessation	-5
32	Dog does not return to heel within 5 seconds	-5
33	Handler moves away before judge signals the end of the exercise	-5
34	Dog anticipates recall after judge's authorization but before handler's command	-2
35	Handler immobilizes prior to the start of the conversation (see section 4.10.3)	-5 from General Outlook
36	Recall anticipated before judge's authorization (dog separates from decoy more than 2 meters) (http://qtr.cun-cbg.com – Les Règlements - Directives de jugement - Recherche et Garde au ferme)	-5

4.11 General Outlook

4.11.1 Table of General Outlook Points

Brevet		Ring I		Ring II	
Total Points	General Outlook	Total Points	General Outlook	Total Points	General Outlook
22	1	68	0	132	0
23	1.1	69	.1	133	.2
24	1.2	70	.2	134	.4
25	1.3	71	.3	135	.6
26	1.4	72	.4	136	.8
27	1.5	73	.5	137	1
28	1.6	74	.6	138	1.2
29	1.7	75	.7	139	1.4
30	1.8	76	.8	140	1.6
31	1.9	77	.9	141	1.8
32	2	78	1	142	2
33	2.1	79	1.1	143	2.2
34	2.2	80	1.2	144	2.4
35	2.3	81	1.3	145	2.6
36	2.4	82	1.4	146	2.8
37	2.5	83	1.5	147	3
38	2.6	84	1.6	148	3.2
39	2.7	85	1.7	149	3.4
40	2.9	86	1.8	150	3.6
41	2.9	87	1.9	151	3.8
42	3	88	2	152	4
43	3.1	89	2.1	153	4.2
44	3.2	90	2.2	154	4.4
45	3.3	91	2.3	155	4.6
46	3.4	92	2.4	156	4.8
47	3.5	93	2.5	157	5
48	3.6	94	2.6	158	5.2
49	3.7	95	2.7	159	5.4
50	3.8	96	2.8	160	5.6
51	3.9	97	2.9	161	5.8
52	4	98	3	162	6
53	4.1	99	3.1	163	6.2
54	4.2	100	3.2	164	6.4
55	4.3	101	3.3	165	6.6
56	4.4	102	3.4	166	6.8
57	4.5	103	3.5	167	7
58	4.6	104	3.6	168	7.2
59	4.7	105	3.7	169	7.4
60	4.8	106	3.8	170	7.6
61	4.9	107	3.9	171	7.8
62	5	108	4	172	8
63	5.1	109	4.1	173	8.2
64	5.2	110	4.2	174	8.4
65	5.3	111	4.3	175	8.6
66	5.4	112	4.4	176	8.8
67	5.5	113	4.5	177	9
68	5.6	114	4.6	178	9.2
69	5.7	115	4.7	179	9.4
70	5.8	116	4.8	180	9.6
71	5.9	117	4.9	181	9.8
72	6	118	5	182	10
73	6.1	119	5.1	183	10.2
74	6.2	120	5.2	184	10.4
75	6.3	121	5.3	185	10.6
76	6.4	122	5.4	186	10.8
77	6.5	123	5.5	187	11
78	6.6	124	5.6	188	11.2
79	6.7	125	5.7	189	11.4

80	6.8	126	5.8	190	11.6
81	6.9	127	5.9	191	11.8
82	7	128	6	192	12
83	7.1	129	6.1	193	12.2
84	7.2	130	6.2	194	12.4
95	7.3	131	6.3	195	12.6
86	7.4	132	6.4	196	12.8
87	7.5	133	6.5	197	13
88	7.6	134	6.6	198	13.2
89	7.7	135	6.7	199	13.4
90	7.8	136	6.8	200	13.6
91	7.9	137	6.9	201	13.8
92	8	138	7	202	14
		139	7.1	203	14.2
		140	7.2	204	14.4
		141	7.3	205	14.6
		142	7.4	206	14.8
		143	7.5	207	15
		144	7.6	208	15.2
		145	7.7	209	15.4
		146	7.8	210	15.6
		147	7.9	211	15.8
		148	8	212	16
		149	8.1	213	16.2
		150	8.2	214	16.4
		151	8.3	215	16.6
		152	8.4	216	16.8
		153	8.5	217	17
		154	8.6	218	17.2
		155	8.7	219	17.4
		156	8.8	220	17.6
		157	8.9	221	17.8
		158	9	222	18
		159	9.1	223	18.2
		160	9.2	224	18.4
		161	9.3	225	18.6
		162	9.4	226	18.8
		163	9.5	227	19
		164	9.6	228	19.2
		165	9.7	229	19.4
		166	9.8	230	19.6
		167	9.9	231	19.8
		168	10	232	20
		169	10.1	233	20.2
		170	10.2	234	20.4
		171	10.3	235	20.6
		172	10.4	236	20.8
		173	10.5	237	21
		174	10.6	238	21.2
		175	10.7	239	21.4
		176	10.8	240	21.6
		177	10.9	241	21.8
		178	11	242	22
		179	11.1	243	22.2
		180	11.2	244	22.4
		181	11.3	245	22.6
		182	11.4	246	22.8
		183	11.5	247	23
		184	11.6	248	23.2
		185	11.7	249	23.4
		186	11.8	250	23.6
		187	11.9	251	23.8
		188	12	252	24
				253	24.2
				254	24.4
				255	24.6
				256	24.8
				257	25

258	25.2
259	25.4
260	25.6
261	25.8
262	26
263	26.2
264	26.4
265	26.6
266	26.8
267	27
268	27.2
269	27.4
270	27.6
271	27.8
272	28

4.11.2 General Outlook Points for Ring III

The General Outlook points for Ring III are calculated as 10% of the total points. In Ring III, as in all levels, the judge may assess penalties from General Outlook up to a maximum of 10% of the points earned for an exercise. Moreover, in the case of an error by a competitor, the judge can assess deductions from General Outlook points according to the guidelines in [Section 1.10.2 Presentation](#) and [1.10.3 General Outlook](#). (Chapitre 4, p. 57, Bareme de l'allure generale)